

# AMUNDI FUNDS EMERGING MARKETS BOND - I2 USD

MONTHLY  
FACTSHEET

28/02/2026

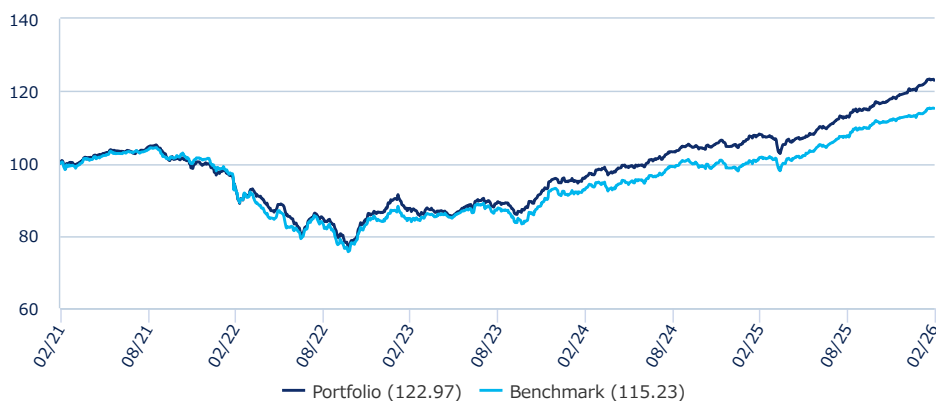
BOND

## Objective and Investment Policy

The Sub-Fund is a financial product that promotes ESG characteristics pursuant to Article 8 of the Disclosure Regulation. Seeks to increase the value of your investment and to provide income over the recommended holding period. The Sub-Fund invests mainly in government and corporate bonds from emerging markets that are denominated in U.S. dollars or other OECD currencies. The corporate bonds from emerging markets are issued by companies that are incorporated, headquartered in or do substantial business in emerging markets. The Sub-Fund may also invest up to 25% of its assets in bonds with attached warrants, up to 10% of its assets in UCIs and UCITS and up to 5% in equities. The Sub-Fund's exposure to Distressed securities is limited to 10% of its assets and its exposure to contingent convertible bonds is limited to 10% of its assets. The overall currency exposure to emerging markets may not exceed 25% of the Sub-Fund's assets. The Sub-Fund makes use of derivatives to reduce various risks, for efficient portfolio management and as a way to gain exposure (long or short) to various assets, markets or other investment opportunities (including derivatives which focus on credit, interest rates and foreign exchange). The Sub-Fund may use derivatives to gain exposure to loans up to a maximum of 20% of its assets. **Benchmark** : The Sub-Fund is actively managed by reference to and seeks to outperform the 95% JP Morgan EMBI Global Diversified Index and 5.00% JP Morgan 1 Month Euro Cash Index. The Sub-Fund is mainly exposed to the issuers of the Benchmark, however, the management of the Sub-Fund is discretionary, and will be exposed to issuers not included in the Benchmark. The Sub-Fund monitors risk exposure in relation to the Benchmark however the extent of deviation from the Benchmark is expected to be material. The Sub-Fund has not designated the Benchmark as a reference benchmark for the purpose of the Disclosure Regulation. **Management Process** : The Sub-Fund integrates Sustainability Factors in its investment process as outlined in more detail in section "Sustainable Investment" of the Prospectus. The investment manager chooses securities based on an intrinsic value analysis (bottom-up), then monitors the sensitivity of the portfolio to equity and credit markets according to their market expectations (top-down). The investment team actively manages market and risk exposure with the goal of optimising the asymmetric risk/return profile of the fund. Further, the Sub-Fund seeks to achieve an ESG score of its portfolio greater than that of the investment universe.

## Returns.

### Performance evolution (rebased to 100) from 02/26/21 to 02/27/26\* (Source: Fund Admin)



### Rolling performances \* (Source: Fund Admin)

Since	YTD	MTD	3 months	1 Year	3 years	5 years	10 years	Since
	12/31/25	01/30/26	11/28/25	02/28/25	02/28/23	02/26/21	02/29/16	12/14/04
<b>Portfolio</b>	2.93%	1.12%	4.33%	13.80%	40.59%	22.97%	71.97%	257.76%
<b>Benchmark</b>	2.02%	1.29%	2.78%	13.39%	36.11%	15.23%	52.38%	222.25%
<b>Spread</b>	0.92%	-0.17%	1.54%	0.41%	4.48%	7.74%	19.59%	35.51%

### Calendar year performance \* (Source: Fund Admin)

	2025	2024	2023	2022	2021	2020	2019	2018	2017	2016
<b>Portfolio</b>	14.09%	9.22%	10.95%	-13.52%	-2.28%	5.80%	14.90%	-5.05%	12.12%	10.87%
<b>Benchmark</b>	14.40%	6.06%	10.87%	-17.23%	-2.09%	5.48%	14.13%	-4.30%	10.42%	9.46%
<b>Spread</b>	-0.31%	3.15%	0.07%	3.71%	-0.19%	0.32%	0.77%	-0.75%	1.70%	1.41%

\* Source : Fund Admin. Returns are annualised returns for periods exceeding 1 year (365 days basis). The above results pertain to full 12-month period per calendar year. All performances are calculated net income reinvested and net of all charges taken by the Sub-Fund. The value of investments may vary upwards or downwards according to market conditions.

## Key Information (Source: Pioneer Investments)

Net Asset Value (NAV) : 31.59 ( USD )  
NAV and AUM as of : 02/27/26  
Assets Under Management (AUM) : 4,590.34 ( million USD )  
ISIN code : LU1882453662  
Bloomberg code : AEMBI2U LX  
Benchmark :  
95% JPM EMBI GLOBAL DIVERSIFIED COMPOSITE +  
5% JPM EURO CASH 1M  
Morningstar Overall Rating © : 4  
Morningstar Category © :  
EAA FUND GLOBAL EMERGING MARKETS BOND  
Number of funds in the category : 1465  
Rating date : 01/31/26  
Share-class inception date : 12/14/04

## Risk Indicator (Source : Fund Admin)



Lower Risk

Higher Risk

⚠ The SRI represents the risk and return profile as presented in the Key Information Document (KID). The lowest category does not imply that there is no risk. The SRI is not guaranteed and may change over time. The risk indicator assumes you keep the product for 4 years.

The summary risk indicator is a guide to the level of risk of this product compared to other products. It shows how likely it is that the product will lose money because of movement in the markets or because we are not able to pay you.

We have classified this product as 3 out of 7, which is medium-low risk class. This rates the potential losses from future performance at a medium-low level, and poor market conditions are unlikely impact our capacity to pay you. Additional risks: Market liquidity risk could amplify the variation of product performances. This product does not include any protection from future market performance so you could lose some or all of your investment. Beside the risks included in the risk indicator, other risks may affect the Sub-Fund's performance. Please refer to the Amundi Funds prospectus.

BOND

Meet the Team



**Ray Jian**  
Lead Portfolio Manager



**Sergei Strigo**  
Co-Portfolio Manager



**Andriy Boychuk**  
Co-Portfolio Manager

Sub-Fund Statistics

	Portfolio	Benchmark
Yield	6.73	5.29
Modified duration <sup>1</sup>	4.32	6.10
Average rating <sup>2</sup>	BB-	BB+
Total portfolio holdings	401	-
Issuer number	206	-
Yield to Maturity	6.56%	5.28%
Current Yield	7.04%	5.72%

<sup>1</sup> Modified duration (in points) estimates a bond portfolio's percentage price change for 1% change in yield

<sup>2</sup> Based on cash bonds and CDS but excludes other types of derivatives

Risk analysis (rolling)

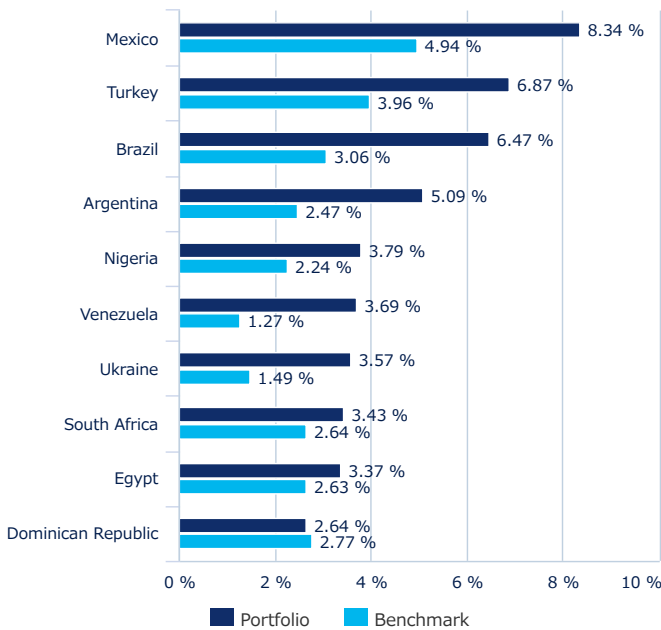
	1 year	3 years	5 years	10 years
Portfolio volatility	4.97%	5.20%	7.11%	9.57%
Benchmark volatility	4.46%	5.66%	7.36%	7.79%
Ex-post Tracking Error	1.42%	2.20%	2.60%	4.05%
Portfolio Information ratio	0.29	0.58	0.52	0.33
Sharpe ratio	1.93	1.38	0.09	0.33
Beta	1.08	0.85	0.91	1.12

\* Volatility is a statistical indicator that measures an asset's variations around its average value. For example, market variations of +/- 1.5% per day correspond to a volatility of 25% per year. The higher the volatility, the higher the risk.

Performance analytics

	1 year	3 years	5 years
Worst month	03/2025	09/2023	06/2022
Lowest return	-1.37%	-1.96%	-6.10%
Best month	06/2025	11/2023	11/2022
Highest return	2.36%	5.10%	8.21%

Top Countries (% of assets, source: Amundi) \*



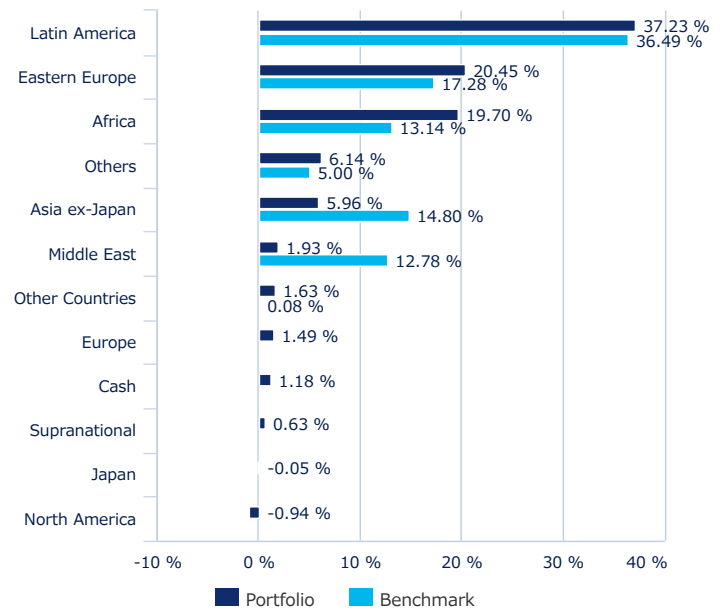
\* Includes Credit and Total Return Swaps

Top 10 (% of assets, source: Amundi)

	PORTFOLIO	BENCHMARK
ARGENT FRN 07/30	1.78%	0.54%
ARGENT FRN 07/46	1.34%	0.08%
BRAZIL 10% 01/35 NTFN	1.16%	-
MEXICO 6.125% 02/38	1.14%	0.12%
SAMMIN FRN 06/31 REGS	1.07%	-
BRAZIL 6.25% 05/36	0.98%	0.21%
BAHAMA 8.25% 06/36 REGS	0.92%	-
PDVSA 6.00% 05/24-144 DEFAULT DFLT	0.92%	0.09%
PEMEX 6.75% 09/47	0.92%	0.14%
VENZ 9% 5/23 DFLT	0.89%	0.05%

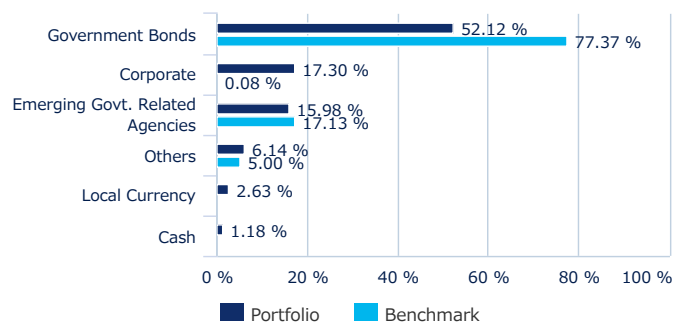
The holdings listed should not be considered recommendations to buy or sell any particular security listed.

Geographical allocation (% of assets, source: Amundi)



The total may be different from 100% to reflect the real exposure of the portfolio (taking into account derivative instruments and cash), futures excluded.

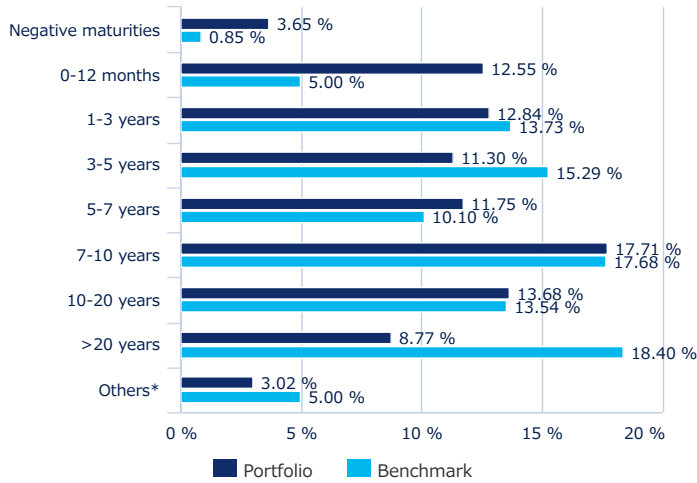
Sector Allocation (% of assets, source: Amundi)



The total may be different from 100% to reflect the real exposure of the portfolio (taking into account derivative instruments and cash), futures excluded.

BOND

Maturity Allocation (% of assets, source: Amundi)

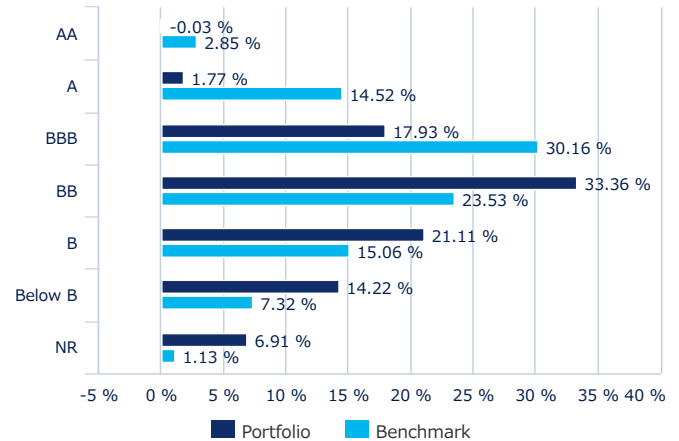


Includes Credit Default Swaps. Futures excluded.

Corporate Sector breakdown (Source: Amundi)

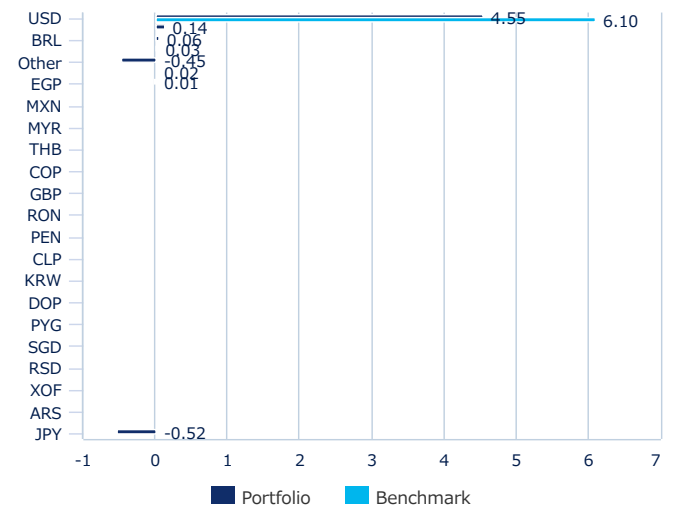
	% asset
<b>Financial Institutions</b>	1.91%
<b>Banking</b>	1.04%
<b>Finance Companies</b>	0.07%
<b>Other Financials</b>	0.55%
<b>Real Estate (REIT)</b>	0.25%
Other REITs	0.25%
<b>Industrials</b>	15.11%
<b>Technology</b>	0.27%
<b>Transportation</b>	2.96%
Transportation Infrastructure	0.89%
Airlines	2.05%
Road & Rail	0.02%
<b>Basic Industry</b>	4.51%
Chemicals	0.74%
Metals & Mining	3.37%
Paper Products	0.40%
<b>Capital Goods</b>	2.16%
Aerospace & Defense	0.68%
Building Products	1.22%
Construction Machinery & Heavy Trucks	0.17%
Industrial Conglomerates	0.09%
<b>Communications</b>	2.30%
Cable & Satellite	0.10%
Internet Software & Services	0.51%
Wireless Telecommunication Services	0.94%
Diversified Telecommunication Services	0.75%
<b>Consumer Discretionary</b>	0.65%
Gaming	0.36%
Automobiles & Parts	0.29%
Consumer Services	-
RESTAURANTS	0.00%
<b>Consumer Staples</b>	1.25%
Consumer Products	0.00%
Food, Beverage & Tobacco	1.25%
<b>Energy</b>	0.86%
Integrated Oil & Gas	0.72%
Oil & Gas Storage & Transportation	0.12%
Oil & Gas Exploration & Production	0.02%
<b>Other Industrials</b>	0.15%
<b>Utilities</b>	1.72%
<b>Electric</b>	1.24%
<b>Natural Gas</b>	0.01%
<b>Other Utilities</b>	0.47%

Breakdown by rating (% of assets, source: Amundi)



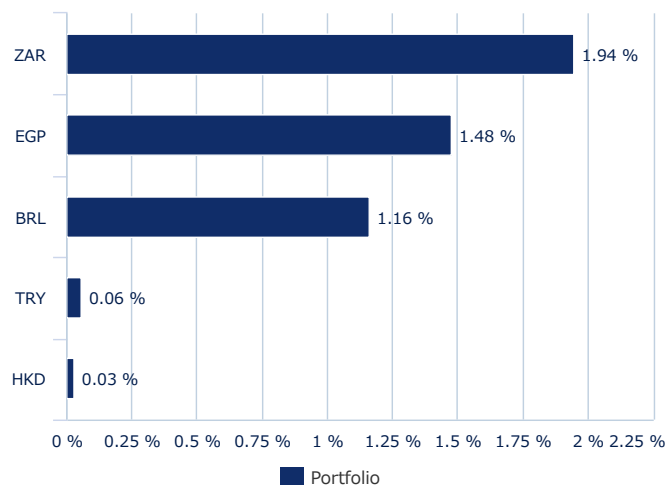
Based on Cash Bonds, CDS and TRS but excludes other types of derivatives. Median Rating calculated on the three agencies: Fitch, Moody's and Standard & Poor's. Includes Credit and Total Return Swaps. Futures excluded.

Modified Duration (by Currency Risk Allocation, source: Amundi)



BOND ■

**Emerging Currency Risk Allocation (% of assets, source: Amundi)**



Includes derivatives & credit default swaps.

## BOND

## Information

Fund structure	SICAV under Luxembourg law
Management Company	Amundi Luxembourg SA
Fund manager	Amundi UK Ltd
Custodian	CACEIS Bank, Luxembourg Branch
Sub-fund launch date	06/07/19
Share-class inception date	06/07/19
Sub-fund reference currency	EUR
Share-class reference currency	USD
Type of shares	Accumulation
ISIN code	LU1882453662
Reuters code	LP68541463
Bloomberg code	AEMBI2U LX
Minimum first subscription / subsequent	5,000,000 USD equivalent of EUR / 1 thousandth(s) of (a) share(s)
Frequency of NAV calculation	Daily
Dealing times	Orders received each day D day before 2pm CET
Entry charge (maximum)	0.00%
Performance fees	No
Exit charge (maximum)	0.00%
Management fees and other administrative or operating costs	0.71%
Transaction costs	0.52%
Conversion charge	1.00 %
The minimum recommended holding term for the fund	4 years
Benchmark index performance record	12/30/15 : 95.00% JP MORGAN EMBI GLOBAL DIVERSIFIED COMPOSITE + 5.00% JP MORGAN EURO CASH 1M

## Important information

This material is provided to Professional Clients, including financial intermediaries, and is not intended for and should not be provided to the public.

This is a marketing communication. Please refer to the prospectus / information document and to the KID/KIID before making any final investment decisions.

This document contains information about investment services provided by Amundi group companies or undertakings for collective investment in transferable securities or open-ended umbrella Irish collective asset- management vehicles (the "Funds") established under the laws of Luxembourg and authorized for public distribution by the Commission de Surveillance du Secteur Financier or the laws of Ireland and authorized for public distribution by the Central Bank of Ireland.

**The management company of:** Amundi Funds, Amundi Fund Solutions, First Eagle Amundi and Amundi Index Solutions is Amundi Luxembourg S.A., 5, allée Scheffer, L-2520 Luxembourg;

CPR Invest is CPR Asset Management, 91-93 Boulevard Pasteur, 75015 Paris, France;

KBI Funds ICAV and Amundi Fund Solutions ICAV is Amundi Ireland Limited, 1 George's Quay Plaza, George's Quay, Dublin 2, Ireland.

This material is for information purposes only, is not a recommendation, financial analysis or advice, and does not constitute a solicitation, invitation or offer to purchase or sell any the Funds or services described herein in any jurisdiction where such offer, solicitation or invitation would be unlawful.

This material has not been submitted for regulatory approval and is solely for issue in permitted jurisdictions and to persons who may receive it without breaching applicable legal or regulatory requirements. The information contained in this document is confidential and shall not, without prior written approval of Amundi Asset Management S.A. ("Amundi"), be copied, reproduced, modified, or distributed, to any third person or entity in any country.

The Funds described in this document may not be available to all investors and may not be registered for public distribution with the relevant authorities in all countries.

Please note that the management company may decide to terminate the arrangements made for the marketing of its collective investment undertakings in a Member State of the EU in respect of which it has made a notification.

A summary of information about investors' rights and collective redress mechanisms can be found in English on the regulatory page at <https://about.amundi.com/Metanav-Footer/Footer/Quick-Links/Legal-documentation>.

## BOND ■

**Important information**

Investment involves risk. Investment return and the principal value of an investment in the Funds or other investment product may go up or down and may result in the loss of the amount originally invested. The decision of an investor to invest in the Funds should take into account all the characteristics or objectives of the Funds. Past performance does not predict future results. Investment return and the principal value of an investment in the Funds or other investment product may go up or down and may result in the loss of the amount originally invested. All investors should seek professional advice prior to any investment decision, in order to determine the risks associated with the investment and its suitability. It is the responsibility of investors to read the legal documents in force in particular the current prospectus for each Fund. Subscriptions in the Funds will only be accepted on the basis of their latest prospectus in English or in local language in EU countries of registration, and/or the Key Investor Information Document / Key Information Document ("KIID"/ "KID" available in local language in EU countries of registration) which, together with the latest annual and semi-annual reports may be obtained, free of charge, at the registered office of Amundi Luxembourg S.A. or at [www.amundi.lu](http://www.amundi.lu). In Italy, this documentation is available at [www.amundi.it](http://www.amundi.it). In Ireland, this documentation is available at [www.amundi.ie](http://www.amundi.ie) or, for KBI Funds ICAV, at [www.kbiglobalinvestors.com](http://www.kbiglobalinvestors.com). Information relating to costs and charges of the Funds may be obtained from the KIID/KID.

The performance data do not take account of the commissions and costs incurred on the issue and redemption of units/shares of the Funds.

Information on sustainability-related aspects can be found at <https://about.amundi.com/Metanav-Footer/Footer/Quick-Links/Legal-documentation>.

**In EEA Member States**, the content of this document is approved by Amundi for use with Professional Clients (as defined in EU Directive 2004/39/EC) only and shall not be distributed to the public. Amundi Ireland Limited is authorised and regulated by the Central Bank of Ireland. KBI Global Investors Ltd is regulated by the Central Bank of Ireland and deemed authorised and regulated by the Financial Conduct Authority. The nature and extent of consumer protections may differ from those for firms based in the UK. Details of the Temporary Permissions Regime, which allows EEA-based firms to operate in the UK for a limited period while seeking full authorisation, are available on the Financial Conduct Authority's website. Société Générale, Dublin Branch 3rd Floor, IFSC House, IFS, Dublin 1 is the facilities agent for those sub-funds of Amundi Funds, First Eagle Amundi registered in Ireland.

**In the United Kingdom (the "UK")**, this marketing communication is being issued by Amundi (UK) Limited ("Amundi UK"), 77 Coleman Street, London, EC2R 5BJ, UK. Amundi UK is authorised and regulated by the Financial Conduct Authority ("FCA") and entered on the FCA's Financial Services Register under number 114503. This may be checked at <https://register.fca.org.uk/> and further information of its authorisation is available on request. This marketing communication is approved by Amundi UK for use with Professional Clients (as defined in the FCA's Handbook of Rules and Guidance (the "FCA Handbook") and shall not be distributed to the public. Past performance is not a guarantee or indication of future results. Amundi Funds SICAV, First Eagle Amundi SICAV, Amundi Index Solutions, CPR Invest SICAV, KBI Funds ICAV and Amundi Fund Solutions ICAV are recognised schemes under the FCA's Temporary Marketing Permission Regime. Where a fund is an unregulated collective investment scheme under the Financial Services and Markets Act 2000 (the "FSMA"), this marketing communication is addressed only to those persons in the UK who qualify as non-retail clients (Professional Clients or Eligible Counterparties) as set out in the FCA's Handbook, Conduct of Business Sourcebook 4.12B - "Promotion of non-mass market investments", as amended from time to time, and thereby fall with an exemption from the restrictions in Section 238 FSMA. This marketing communication must not be relied on or acted upon by any other persons for any purposes whatsoever.

Potential investors in the UK should be aware that none of the protections afforded by the UK regulatory system will apply to an investment in a Fund and that compensation will not be available under the UK Financial Services Compensation Scheme.

**In Switzerland**, this document is for Qualified Investors (as defined in Swiss Collective Investment Schemes Act of 23 June 2006 as amended or supplemented) use only and shall not be offered to the public. The Representative and Paying Agent for Funds registered for public offering in Switzerland are, in respect of Amundi Funds, First Eagle Amundi and Amundi Index Solutions: Representative - CACEIS (Switzerland) SA and Paying Agent - CACEIS Bank, Nyon Branch both at 35 Route de Signy, Case postale 2259, CH-1260 Nyon; KBI Funds ICAV: Representative - ACOLIN Fund Services AG, Affolternstrasse 56, CH-8050 Zurich and Paying Agent - NPB Neue Privat Bank AG, Limmatquai 1, CH-8001 Zurich. Free copies of the prospectus, key investor information documents, annual and semi-annual reports, management regulations and other information are available at the representative's address shown above.

**In France**, a free prospectus is available from Amundi Asset Management, 91-93 boulevard Pasteur -75015 Paris - France - 437 574 452 RCS Paris France or from the centralisateur of the Funds which in the case of Amundi Funds, Amundi Index Solutions and CPR Invest SICAV is CACEIS Bank SA, 1-3 place Valhubert, 75013 Paris and in the case of First Eagle Amundi SICAV is Société Générale, 29 Boulevard Haussmann, 75008 Paris.

**In Germany**, for additional information on the Fund, a free prospectus may be requested from Amundi Deutschland GmbH, Arnulfstr. 124-126 80636 Munich, Germany (Tel. +49.89.99.226.0). The information and paying agent for Amundi Fund Solutions ICAV is Marcard Stein & CO AG, Ballindamm 36, 20095 Hamburg, Germany.

**In Austria** the paying agents for Funds registered for public distribution are, in respect of Amundi Fund Solutions: UniCredit Bank Austria AG, Rothschildplatz 1, A-1020 Vienna; Amundi Funds, Amundi Index Solutions and First Eagle Amundi: Société Générale, Vienna Branch, Prinz Eugen Strasse 8 - 10/5/Top 11, A-1040 Vienna; CPR Invest: Raiffeisen Bank International AG, Am Stadtpark 9, A-1030 Wien; and KBI Funds ICAV: Erste Bank der oesterreichischen Sparkassen AG, Am Belvedere 1, A-1100 Vienna.

**In Spain**, the Funds are foreign undertakings for collective investment registered with the CNMV and numbered Amundi S.F. (493); Amundi Fund Solutions (1333); Amundi Fund Solutions ICAV (1969); Amundi Funds (61) First Eagle Amundi (111); Amundi Index Solutions (1495); CPR Invest (1564) and KBI Funds ICAV (1248). Any investment in the Funds or their respective sub-funds must be made through a registered Spanish distributor. Amundi Iberia SGIIC, SAU, is the main distributor of the Funds in Spain, registered with number 31 in the CNMV's SGIIC registry, with address at Pº de la Castellana 1, Madrid 28046. A list of all Spanish distributors may be obtained from the CNMV at [www.cnmv.es](http://www.cnmv.es). Units/shares may only be acquired on the basis of the most recent prospectus, key investor information document and further current documentation, which may be obtained from the CNMV.

**In Chile and Peru**, this document is approved for use by Administradora de Fondos de Pensiones/Pension Fund Administrators and other institutional investors.

**In Mexico**, this document is approved for use with institutional investors. It may not be distributed to third parties or to the public.

**In Singapore**, this document is provided solely for the internal use of distributors and financial advisors and is not to be distributed to the retail public in Singapore. Investors should read the Singapore information memorandum of the Funds before deciding to invest in the Funds. Distribution occurs through Amundi Singapore Limited, 80 Raffles Place, UOB Plaza 1, #23-01, Singapore 048624 and/or the Funds' authorized distributors. Amundi Singapore Limited is regulated by the Monetary Authority of Singapore ("MAS"). Certain sub-funds of the Funds are notified as restricted schemes under Section 305 of the Securities and Futures Act 2001 of Singapore ("SFA") and the Sixth Schedule to the Securities and Futures (Offers of Investments) (Collective Investment Schemes) Regulations 2005 ("Restricted Schemes"). This document shall be construed as part of the Singapore information memorandum of the Restricted Schemes (the "Singapore IM"), which shall be deemed to include and incorporate the prospectus of the Restricted Schemes, any supplement to the prospectus relating to the Restricted Schemes, this document and any other document, correspondence, communication or material sent or provided to eligible participants in relation to the Restricted Schemes from time to time. Accordingly, this document must not be relied upon or construed on its own without reference to and as part of the Singapore IM. Investors should read the relevant Singapore IM before deciding to invest in the Restricted Schemes. The units/shares offered under the Restricted Schemes as set out in the relevant Singapore IM are not authorised or recognised by the MAS and are not allowed to be offered to the retail public. Accordingly, this document and the material contained within, may not be circulated or distributed, nor may the relevant units/shares be offered or sold, or be made the subject of an invitation for subscription or purchase, whether directly or indirectly, to persons in Singapore other than (i) to an institutional investor under Section 304 of the SFA, (ii) to a relevant person pursuant to Section 305(1), or any person pursuant to Section 305(2), and in accordance with the conditions specified in Section 305 of the SFA, or (iii) otherwise pursuant to, and in accordance with the conditions of, any other applicable provision of the SFA. By accepting receipt of this document and any other document or material issued in connection with the offer or sale of the shares/units, a person (within the meaning of Singapore law) in Singapore represents or warrants that person is entitled to receive such document in accordance with the restrictions set forth above and agrees to be bound by the limitations contained herein. Distribution/dividends (if applicable) are not guaranteed unless otherwise stated in the dividend policy for the relevant share class/class contained in the relevant Singapore IM. This document and the Singapore IM is not a prospectus as defined in the SFA and, accordingly, statutory liability under the SFA in relation to the content of prospectuses does not apply, and the offeree/an investor should consider carefully whether the investment is suitable for him. The MAS assumes no responsibility for the contents of this document. This document has not been reviewed by the MAS.

**US and US-Offshore (permitted jurisdictions):** Victory Capital Services, Inc., a U.S.-registered broker-dealer, provides marketing services in connection with the distribution of products investment managed by Amundi Asset Management or its affiliates or Victory Capital Management Inc. Victory Capital Services, Inc. markets these products to financial intermediaries, both within and outside of the U.S. (in jurisdictions where permitted to do so), who in turn offer such products for sale to persons who are not United States persons. Victory Capital Services, Inc. engages with financial intermediaries only and does not engage in retail business. Individuals are encouraged to seek advice from their financial, legal, tax and other appropriate advisers before making any investment or financial decisions or purchasing any financial, securities or investment-related product or service, including any product or service described in these materials.

## BOND ■

**Important information**

This information is not for distribution and does not constitute an offer to sell or the solicitation of any offer to buy any securities or services in the United States or in any of its territories or possessions subject to its jurisdiction or for the benefit of any U.S. Person (as defined in the prospectus of the Funds). The Funds have not been registered in the United States under the Investment Company Act of 1940 and units/shares of the Funds are not registered in the United States under the Securities Act of 1933.

This document is not intended for and no reliance can be placed on this document by persons falling outside of these categories in the above-mentioned jurisdictions. In jurisdictions other than those specified above, this document is for the sole use of the professional clients and intermediaries to whom it is addressed. It is not to be distributed to the public or to other third parties and the use of the information provided by anyone other than the addressee is not authorized.

This material is based on sources that Amundi considers to be reliable at the time of publication. Data, opinions and analysis may be changed without notice. Amundi accepts no liability whatsoever, whether direct or indirect, that may arise from the use of information contained in this material. Amundi can in no way be held responsible for any decision or investment made on the basis of information contained in this material.

\*There can be no assurance that the professionals currently employed by Amundi will continue to be employed by Amundi or that the past performance or success of any such professional serves as an indicator of such professional's future performance or success. Information given for illustrative purposes only.

Date of publication: 09/03/2026

[© 2026 Morningstar. All Rights Reserved. The information, data, analyses and opinions ("Information") contained herein: (1) include the proprietary information of Morningstar; (2) may not be copied or redistributed; (3) do not constitute investment advice; (4) are provided solely for informational purposes; (5) are not warranted to be complete, accurate or timely; and (6) may be drawn from fund data published on various dates. Morningstar is not responsible for any trading decisions, damages or other losses related to the Information or its use. Please verify all of the Information before using it and do not make any investment decision except upon the advice of a professional financial adviser. Past performance is no guarantee of future results. The value and income derived from investments may go down as well as up.

Lipper is not responsible for the accuracy, reliability or completeness of the information that you obtain. In addition, Lipper will not be liable for any loss or damage resulting from information obtained from Lipper or any of its affiliates. © Thomson Reuters 2026. All rights reserved.

The Funds or securities referred to herein are not sponsored, endorsed, or promoted by MSCI, and MSCI bears no liability with respect to any such Funds or securities or any index on which such Funds or securities are based. The offering documents of the Funds contain a more detailed description of the limited relationship MSCI has with Amundi and any relevant Funds.]

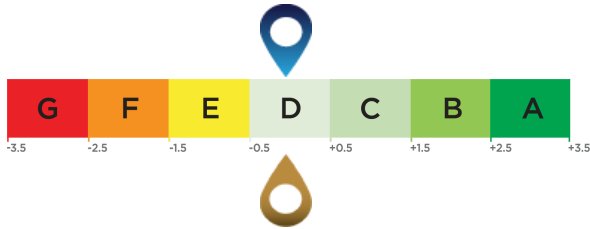
The Victory Capital mark is registered only in the United States of America and is not registered in other nations, territories, or communities; Victory Capital Management Inc. claims rights in the mark wherever used.

BOND ■

**AVERAGE ESG RATING (source : Amundi)**

Environmental, social and governance rating

**ESG Investment Universe:** 50% JP MORGAN EMBI GLOBAL DIVERSIFIED COMPOSITE + 50% JP MORGAN CEMBI BROAD DIVERSIFIED



**Investment Portfolio Score:** -0.07

**ESG Investment Benchmark Score<sup>1</sup>:** -0.07

**ESG Coverage (source: Amundi) \***

	Portfolio	ESG Investment Universe
Percentage with an Amundi ESG rating <sup>2</sup>	89.87%	92.17%
Percentage that can have an ESG rating <sup>3</sup>	91.86%	99.92%

\* Securities that can be rated on ESG criteria. The total may be different from 100% to reflect the real exposure of the portfolio (cash included).

**ESG Terminology**

**ESG criteria**

The criteria are extra-financial criteria used to assess the Environmental, Social and Governance practices of companies, states or local authorities:  
 "E" for Environment (energy and gas consumption levels, water and waste management, etc.).  
 "S" for Social/Society (respect for human rights, health and safety in the workplace, etc.).  
 "G" for Governance (independence of board of directors, respect for shareholders' rights, etc.)

**ESG Rating**

**The issuer's ESG rating:** each issuer is assessed on the basis of ESG criteria and obtains a quantitative score, the scale of which is based on the sector average. The score is translated into a rating on a scale from A (highest rating) to G (lowest rating). The Amundi methodology provides for a comprehensive, standardised and systematic analysis of issuers across all investment regions and asset classes (equities, bonds, etc.).

**ESG rating of the investment universe and the portfolio:** the portfolio and the investment universe are given an ESG score and an ESG rating (from A to G). The ESG score corresponds to the weighted average of the issuers' scores, calculated according to their relative weighting in the investment universe or in the portfolio, excluding liquid assets and non-rated issuers.

**Amundi ESG Mainstreaming**

In addition to complying with Amundi Responsible Investment Policy<sup>4</sup>, Amundi ESG Mainstreaming portfolios have an ESG performance objective that aims to achieve a portfolio ESG score above the ESG score of their ESG Investment universe.

<sup>1</sup> The investment universe reference is defined by either the fund's reference indicator or an index representative of the ESG-related investable universe.

<sup>2</sup> Percentage of securities with an Amundi ESG rating out of the total portfolio (measured in weight) that can be related.

<sup>3</sup> Percentage of securities for which an ESG rating methodology is applicable out of total portfolio (measured in weight).

<sup>4</sup> The updated document is available at <https://www.amundi.com/int/ESG>.

**Sustainability Level (source : Morningstar)**



The sustainability level is a rating produced by Morningstar that aims to independently measure the level of responsibility of a fund based on the values in the portfolio. The rating ranges from very low (1 Globe) to very high (5 Globes).

Source Morningstar ©

Sustainability Score - based on corporate ESG risk analysis provided by Sustainalytics used in the calculation of Morningstar's sustainability score.

© 2025 Morningstar. All rights reserved. The information contained here: (1) is owned by Morningstar and / or its content providers; (2) may not be reproduced or redistributed; and (3) are not guaranteed to be accurate, complete or timely. Neither Morningstar nor its content providers are responsible for any damages or losses arising from the use of this information. Past performance is no guarantee of future results. For more information on the Morningstar Rating, please see their website [www.morningstar.com](http://www.morningstar.com).