

# AMUNDI FUNDS US HIGH YIELD BOND - I2 EUR Hgd

FACTSHEET

Marketing  
Communication

31/05/2026

BOND

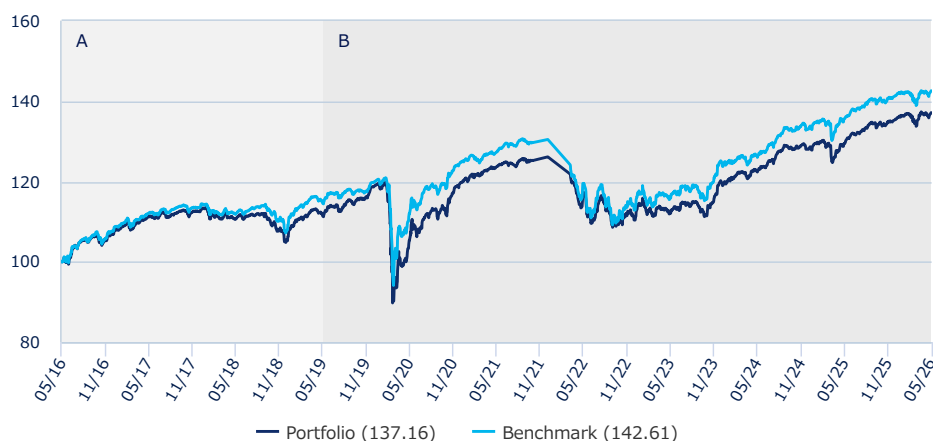
Article 8

## Objective and Investment Policy

The Sub-Fund is a financial product that promotes ESG characteristics pursuant to Article 8 of the Disclosure Regulation. Seeks to increase the value of your investment and to provide income over the recommended holding period. The Sub-Fund invests at least 70% of its assets in below- investment grade U.S. corporate bonds, convertible securities, preferred stocks and mortgage-related and asset-backed securities. The Sub-Fund may also invest up to 30% of its assets in Canadian issuers and up to 15% in issuers from elsewhere in the world, including emerging markets, as well as in cash, money market securities, investment grade bonds, and, on an ancillary basis, equities. The Sub-Fund makes use of derivatives to reduce various risks, for efficient portfolio management and as a way to gain exposure (long or short) to various assets, markets or other investment opportunities (including derivatives which focus on credit). **Benchmark** : The Sub-Fund is actively managed by reference to and seeks to outperform the ICE BofA ML US High Yield Index. The Sub-Fund is mainly exposed to the issuers of the Benchmark, however, the management of the Sub-Fund is discretionary, and will be exposed to issuers not included in the Benchmark. The Sub-Fund monitors risk exposure in relation to the Benchmark however the extent of deviation from the Benchmark is expected to be significant. Further, the Sub-Fund has designated the Benchmark as a reference benchmark for the purpose of the Disclosure Regulation. The Benchmark is a broad market index, which does not assess or include its constituents according to environment characteristics and therefore is not aligned with the environmental characteristics promoted by the Sub-Fund. **Management Process** : The Sub-Fund integrates Sustainability Factors in its investment process as outlined in more detail in section "Sustainable Investment" of the Prospectus. The investment manager uses a combination of market analysis and analysis of individual bond issuers to identify those bonds that appear more creditworthy than their ratings indicate. The Sub-Fund seeks to achieve an ESG score of its portfolio greater than that of the Benchmark.

**Returns (Source: Fund Admin) - Past performance does not predict future returns.**

**Performance evolution (rebased to 100) from 29/05/2016 to 29/05/2026\* (Source: Fund Admin)**



A : The Sub-Fund was created to absorb AMUNDI FUNDS II PIONEER US HIGH YIELD BOND. Performance is based on that of the absorbed Sub-Fund, which pursued the same investment policy, managed by the same investment management team, and adopted a fee structure with total ongoing charges lower by more than 5% than those of the Sub-Fund.

B : Performance of the Sub-Fund since the date of its launch

**Rolling performances \* (Source: Fund Admin)**

Since	YTD 31/12/2025	1 month 30/04/2026	3 months 27/02/2026	1 year 30/05/2025	3 years 31/05/2023	5 years 31/05/2021	10 years 31/05/2016	Since 04/01/2013
<b>Portfolio</b>	1.21%	0.35%	0.48%	5.90%	6.97%	2.09%	3.19%	3.24%
<b>Benchmark</b>	0.82%	0.34%	0.51%	5.11%	7.17%	2.29%	3.60%	3.47%
<b>Spread</b>	0.39%	0.01%	-0.03%	0.79%	-0.19%	-0.21%	-0.41%	-0.23%

**Calendar year performance \* (Source: Fund Admin)**

	2025	2024	2023	2022	2021	2020	2019	2018	2017	2016
<b>Portfolio</b>	5.83%	6.71%	8.73%	-12.50%	5.32%	0.91%	12.79%	-6.44%	5.31%	13.05%
<b>Benchmark</b>	6.21%	6.45%	10.82%	-13.47%	4.45%	4.31%	11.02%	-4.98%	5.43%	15.58%
<b>Spread</b>	-0.38%	0.26%	-2.08%	0.97%	0.86%	-3.40%	1.77%	-1.46%	-0.12%	-2.52%

\* Source: Fund Admin. The above results pertain to full 12-month period per calendar year. All performances are calculated net income reinvested and net of all charges taken by the Sub-Fund and expressed with the round-off superior. The value of investments may vary upwards or downwards according to market conditions.

## Key Information (Source: Amundi)

Net Asset Value (NAV) : 1,533.05 ( EUR )  
NAV and AUM as of : 29/05/2026  
Assets Under Management (AUM) : 214.72 ( million EUR )  
ISIN code : LU1883863778  
Bloomberg code : APU12E2 LX  
Benchmark :  
**100% ICE BOFA US HIGH YIELD INDEX HEDGED**  
Share-class inception date : 07/06/2019

**Risk Indicator (Source : Fund Admin)**



Lower Risk

Higher Risk

The SRI represents the risk and return profile as presented in the Key Information Document (KID). The lowest category does not imply that there is no risk. The SRI is not guaranteed and may change over time. The risk indicator assumes you keep the product for 4 years.

The summary risk indicator is a guide to the level of risk of this product compared to other products. It shows how likely it is that the product will lose money because of movement in the markets or because we are not able to pay you.

We have classified this product as 2 out of 7, which is a low risk class. This rates the potential losses from future performance at a low level, and poor market conditions are very unlikely to impact our capacity to pay you. Additional risks: Market liquidity risk could amplify the variation of product performances. This product does not include any protection from future market performance so you could lose some or all of your investment. Besides the risks included in the risk indicator, other risks may affect the Sub-Fund's performance. Please refer to the Amundi Funds prospectus.

BOND



**Andrew Feltus**  
Co-Director of High Yield Corporates



**Matthew Shulkin**  
Portfolio manager

Sub-Fund Statistics (Source: Bloomberg)

	Portfolio	Benchmark
Duration <sup>1</sup>	2.95	2.95
DTS <sup>2</sup>	7.14	7.73
Spread <sup>3</sup>	206.18	232.79
Average Life	4.27	3.73
Yield to Maturity	7.08	6.99
Current yield **	7.22	6.76
Yield to worst	6.52	6.61
Average Coupon	7.28	6.63

<sup>1</sup> Effective Duration (Years)

<sup>2</sup> Duration Times Spread

<sup>3</sup> Option Adjusted Spread

\*\* The weighted average exposure of coupon rate to current market price of all of the portfolio's fixed income securities.

Performance analytics (Source: Fund Admin)

	Inception to date
Maximum drawdown	-25.06%
Recovery period (days)	293
Worst month	03/2020
Lowest return	-16.45%
Best month	05/2020
Highest return	5.94%

Risk analysis (rolling) (Source: Fund Admin)

	1 year	3 years	5 years	10 years
Portfolio volatility	2.85%	3.96%	5.15%	7.06%
Benchmark volatility	2.85%	4.24%	5.90%	7.33%
Ex-post Tracking Error	0.63%	1.03%	1.49%	1.82%
Portfolio Information ratio	1.25	-0.16	-0.13	-0.22
Sharpe ratio	1.38	0.94	0.03	0.34
Beta	0.97	0.90	0.85	0.93

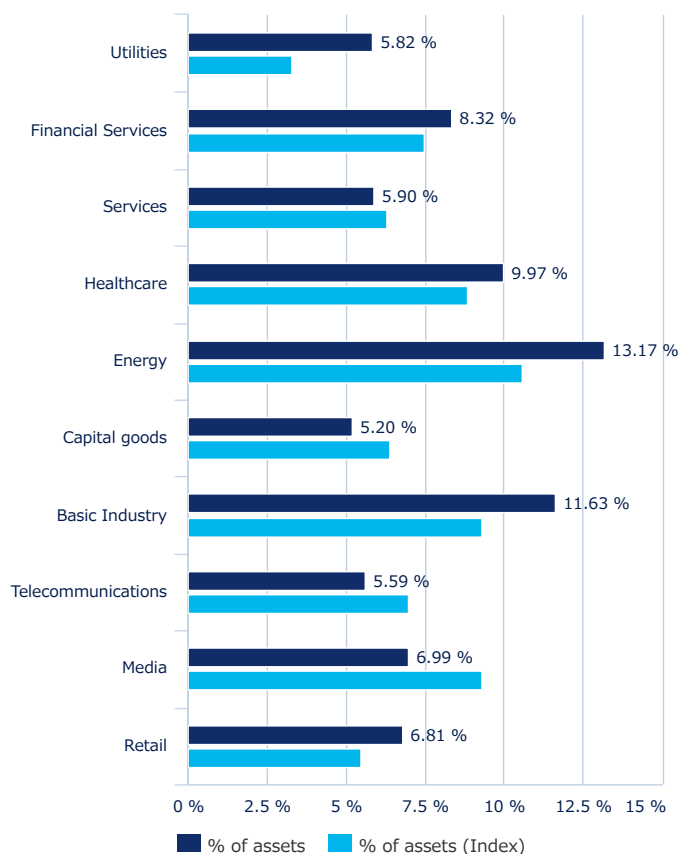
\* Volatility is a statistical indicator that measures an asset's variations around its average value. For example, market variations of +/- 1.5% per day correspond to a volatility of 25% per year. The higher the volatility, the higher the risk.

Sub-Fund Statistics (Source: Amundi)

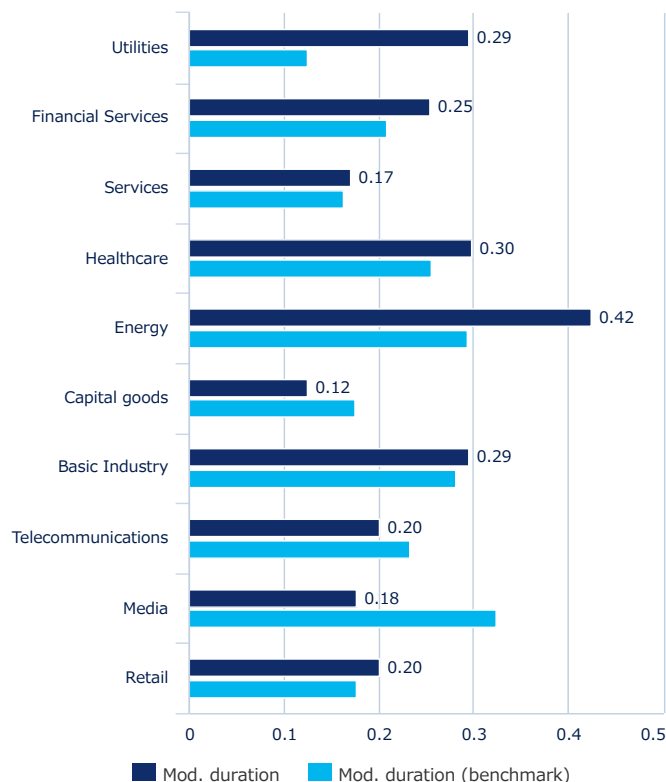
	Portfolio	Benchmark
Average Rating <sup>4</sup>	B+	B+
Number of Lines	174	1,881

<sup>4</sup> Median Rating calculated of these agencies: Fitch, Moody's, Standard & Poor's, KBRA and DBRS Morningstar.

Portfolio breakdown by issuer (Source: Amundi)



By modified duration

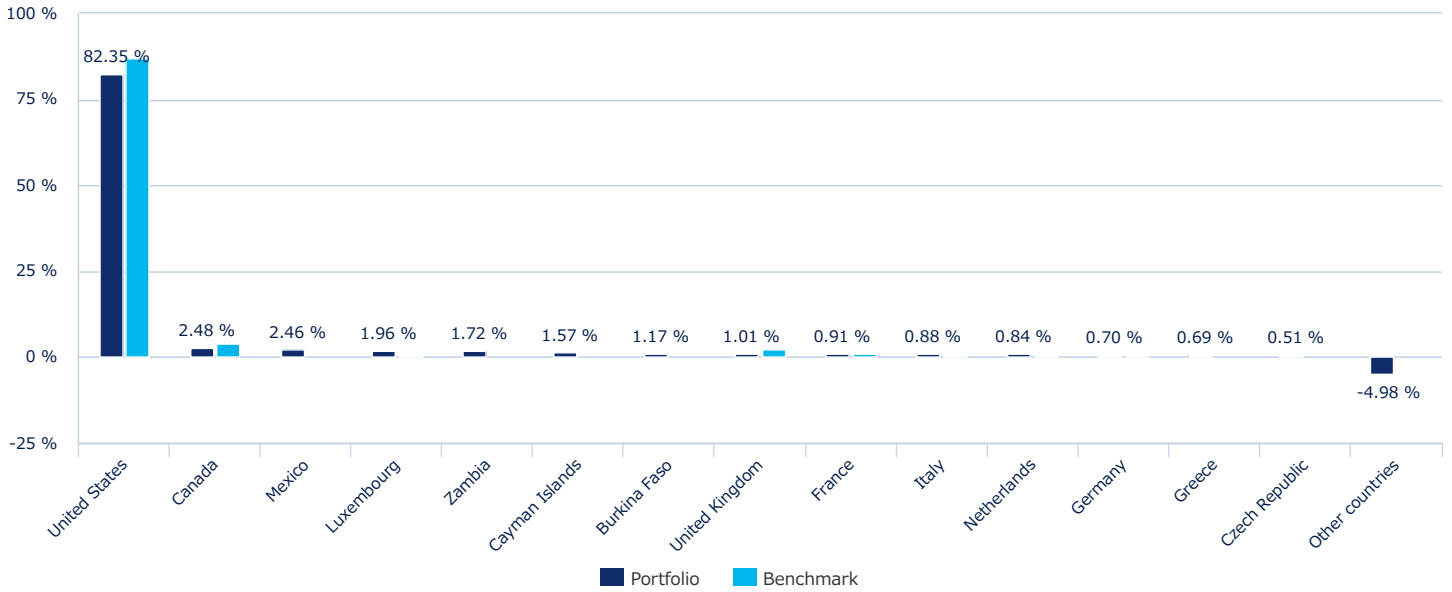


Modified duration: Modified duration (in points) estimates the percentage change of the bond price for a 1% yield change.

BOND

Portfolio breakdown by country (Source: Amundi)

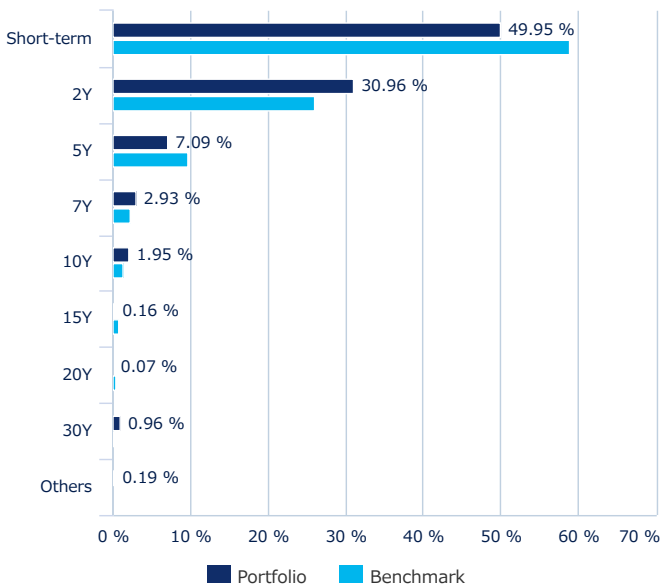
Exposure Risk (Source: Amundi)



The chart shows % of assets, including Credit Default Swaps, excluding cash.

Portfolio breakdown by maturity (Source: Amundi)

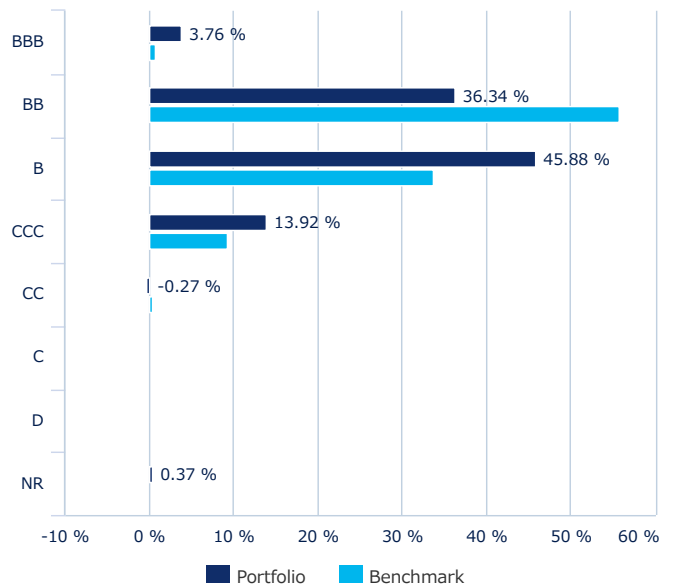
Exposure Risk (Source: Amundi)



The chart shows % of assets, including Credit Default Swaps, excluding cash. Maturity shall be understood as probable expiry of the credit risk as reflected by the market.

Portfolio breakdown by credit rating (Source: Amundi) \*

% of assets (Source : Amundi)



\* Median Rating calculated of these agencies: Fitch, Moody's, Standard & Poor's, KBRA and DBRS Morningstar.

## BOND

## Breakdown by Issuer Type (Source: Amundi)

	% asset
<b>Main overweights</b>	-
Utilities	6.52%
Treasuries	1.15%
Unknown	0.80%
<b>Main underweights</b>	-
Industrials	80.69%
Financial Institutions	11.37%
Agencies	-

## Principal relative exposures by issuers (Source: Amundi)

	Sectors	Portfolio	Benchmark
<b>Overweights</b>	-	-	-
FIRST QUANTUM MINERALS LTD	Metals	1.72%	-
GLOBAL AIRCRAFT LEASING CO LTD	Financials	1.57%	0.07%
BORR IHC LTD / BORR FIN LLC	Energy	1.60%	0.14%
ARC FALCON I USA NEW US HLD	Chemicals	1.35%	-
TRINITY INDUSTRIES INC	Machinery	1.37%	0.04%
ALLY FINANCIAL INC	Financials	1.39%	0.07%
ADAPTHEALTH LLC	Staples Services	1.40%	0.10%
DELEK LOGISTICS PRTN/FIN CORP	Energy	1.39%	0.15%
US ACUTE CARE SOLUTIONS LLC	Staples Services	1.30%	0.07%
PRIME HEALTHCARE SERVICES INC	Staples Services	1.30%	0.11%
<b>Underweights</b>	-	-	-
CARNIVAL CORP LTD	Consumer Services	-	0.57%
SIRIUS XM RADIO LLC	Media Services	-	0.58%
IRON MOUNTAIN INC	Construction	-	0.58%
CHS/COMMUNITY HEALTH SYST INC	Staples Services	-	0.63%
PARAMOUNT GLOBAL	Media Services	-	0.67%
CLOUD SOFTWARE GROUP INC	Technology & Electronics	-	0.72%
VENTURE GLOBAL LNG INC	Energy	-	0.81%
TENET HEALTHCARE CORP	Staples Services	-	0.87%
CENTENE CORP	Staples Services	-	0.92%
TRANSDIGM INC	Machinery	-	1.39%

## Top 10 Holdings (Source: Amundi)

	COUNTRIES	PORTFOLIO
CHTR 4.5% 06/33 144A	USA	1.62%
GALCLD 8.75% 09/27 144A	CAYMAN ISLANDS	1.57%
BHCCN 10% 04/32 144A	USA	1.54%
ADAHEA 5.125% 03/30 144A	USA	1.40%
ALLY VAR 07/35	USA	1.39%
TRN 7.75% 07/28 144A	USA	1.37%
NEWARC 9.75% 03/33 144A	USA	1.35%
PRIHEA 9.375% 09/29 144A	USA	1.30%
USACUT 9.75% 05/29 144A	USA	1.30%
MHED 8% 08/29 144A	USA	1.27%

The fund is actively managed; sector allocations will vary over periods and do not reflect a commitment to an investment policy or sector.

## BOND ■

## Information (Source: Amundi)

Fund structure	SICAV under Luxembourg law
Management Company	Amundi Luxembourg SA
Fund manager	Victory Capital Management Inc.
Custodian	CACEIS Bank, Luxembourg Branch
Sub-fund launch date	07/06/2019
Share-class inception date	07/06/2019
Sub-fund reference currency	EUR
Share-class reference currency	EUR
Type of shares	Accumulation
ISIN code	LU1883863778
Bloomberg code	APUI2E2 LX
Minimum first subscription / subsequent	5,000,000 Euros / 1 thousandth(s) of (a) share(s)
Frequency of NAV calculation	Daily
Dealing times	Orders received each day D day before 2pm CET
Entry charge (maximum)	0.00%
Performance fees	No
Exit charge (maximum)	0.00%
Management fees and other administrative or operating costs	0.66%
Transaction costs	0.18%
Conversion charge	1.00 %
Minimum recommended investment period	4 years
Benchmark index performance record	31/12/2003 : 100.00% ICE BOFA US HIGH YIELD INDEX HEDGED

The costs information in this report may not be exhaustive and the Fund may incur other expenses. For further information on costs, charges and other expenses, please refer to the Prospectus and the PRIIPS KID available at [Amundi.com](http://Amundi.com).

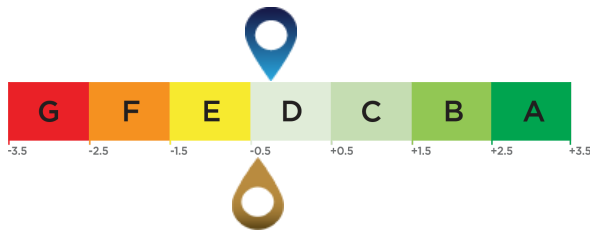
The decision of the investor to invest in the promoted fund should take into account all the characteristics or objectives of the fund. There is no guarantee that ESG considerations will enhance a fund's investment strategy or performance. The funds promoted environmental or social characteristics, but does not have as its objective a sustainable investment. Please refer to the Amundi Responsible Investment Policy and the Amundi Sustainable Finance Disclosure Statement available on [Amundi](http://Amundi.com) website. For more product-specific information, please refer to the Prospectus and the Fund's Pre-contractual Document (PCD) available on [Amundi.com](http://Amundi.com).

BOND ■

**AVERAGE ESG RATING (source : Amundi)**

Environmental, social and governance rating

**ESG Investment Universe:** 100% ICE BOFA US HIGH YIELD INDEX



**Investment Portfolio Score:** -0.27

**ESG Investment Universe Score<sup>1</sup>:** -0.41

**ESG Coverage (source: Amundi) \***

	Portfolio	ESG Investment Universe
Percentage with an Amundi ESG rating <sup>2</sup>	83.14%	85.14%
Percentage that can have an ESG rating <sup>3</sup>	100.00%	99.33%

\* Securities that can be rated on ESG criteria. The total may be different from 100% to reflect the real exposure of the portfolio (cash included).

**ESG Terminology**

**ESG criteria**

The criteria are extra-financial criteria used to assess the Environmental, Social and Governance practices of companies, states or local authorities:  
 "E" for Environment (energy and gas consumption levels, water and waste management, etc.).  
 "S" for Social/Society (respect for human rights, health and safety in the workplace, etc.).  
 "G" for Governance (independence of board of directors, respect for shareholders' rights, etc.)

**ESG Rating**

**The issuer's ESG rating:** each issuer is assessed on the basis of ESG criteria and obtains a quantitative score, the scale of which is based on the sector average. The score is translated into a rating on a scale from A (highest rating) to G (lowest rating). The Amundi methodology provides for a comprehensive, standardised and systematic analysis of issuers across all investment regions and asset classes (equities, bonds, etc.).

**ESG rating of the investment universe and the portfolio:** the portfolio and the investment universe are given an ESG score and an ESG rating (from A to G). The ESG score corresponds to the weighted average of the issuers' scores, calculated according to their relative weighting in the investment universe or in the portfolio, excluding liquid assets and non-rated issuers.

**Amundi ESG Mainstreaming**

In addition to complying with Amundi Responsible Investment Policy<sup>4</sup>, Amundi ESG Mainstreaming portfolios have an ESG performance objective that aims to achieve a portfolio ESG score above the ESG score of their ESG Investment universe.

<sup>1</sup> The investment universe reference is defined by either the fund's reference indicator or an index representative of the ESG-related investable universe.  
<sup>2</sup> Percentage of securities with an Amundi ESG rating out of the total portfolio (measured in weight) that can be related.  
<sup>3</sup> Percentage of securities for which an ESG rating methodology is applicable out of total portfolio (measured in weight).  
<sup>4</sup> The updated document is available at <https://www.amundi.com/int/ESG>.

**Sustainability Level (source : Morningstar)**



The sustainability level is a rating produced by Morningstar that aims to independently measure the level of responsibility of a fund based on the values in the portfolio. The rating ranges from very low (1 Globe) to very high (5 Globes).

Source Morningstar ©  
 Sustainability Score - based on corporate ESG risk analysis provided by Sustainalytics used in the calculation of Morningstar's sustainability score.  
 © 2025 Morningstar. All rights reserved. The information contained here: (1) is owned by Morningstar and / or its content providers; (2) may not be reproduced or redistributed; and (3) are not guaranteed to be accurate, complete or timely. Neither Morningstar nor its content providers are responsible for any damages or losses arising from the use of this information. Past performance is no guarantee of future results. For more information on the Morningstar Rating, please see their website [www.morningstar.com](http://www.morningstar.com).

BOND

SRI Terminology

**Socially Responsible Investment (SRI)**

The SRI expresses sustainable development objectives in investment decisions by adding Environmental, Social and Governance (ESG) criteria in addition to the traditional financial criteria.

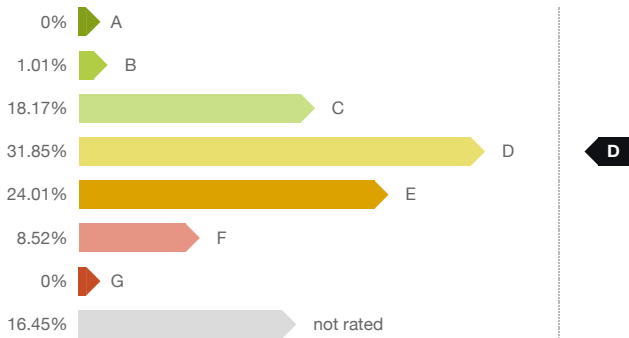
SRI thus aims to balance economic performance and social and environmental impact by financing companies and public entities which contribute to sustainable development whatever their business sector. By influencing the governance and behaviour of stakeholders, SRI promotes a responsible economy.

**AVERAGE ESG RATING (source : Amundi)**

Environmental, social and governance rating

**ESG Benchmark**

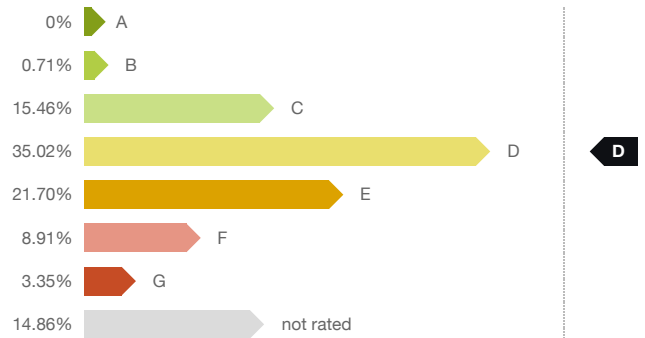
**Of Portfolio<sup>3</sup>**



**Evaluation by ESG criteria (Source: Amundi)**

Environment	D
Social	D
Governance	D
<b>Overall Rating</b>	<b>D</b>

**From the universe of reference<sup>3</sup>**



**Coverage of ESG<sup>1</sup> analysis (Source: Amundi)**

<b>Number of issuers in the portfolio</b>	126
<b>% of the portfolio with an ESG rating<sup>2</sup></b>	83.13%

**Sustainability Level (source : Morningstar)**



The sustainability level is a rating produced by Morningstar that aims to independently measure the level of responsibility of a fund based on the values in the portfolio. The rating ranges from very low (1 Globe) to very high (5 Globes).

**SRI according to Amundi**

Rating scale from A (best score) to G (worst score)



An SRI portfolio follows these rules :

- 1 - Exclusion of E, F and G scores<sup>1</sup>
- 2 - Overall portfolio rating of C or above
- 3 - Overall portfolio rating above the benchmark index/investment universe rating
- 4 - ESG rating for 90% minimum of portfolio stock<sup>2</sup>

<sup>1</sup> If an issuer's rating is downgraded to E, F or G, the manager has a period of three months in which to sell the security. A tolerance is authorized for buy and hold funds.

<sup>2</sup> Outstanding securities in terms of ESG criteria excluding cash assets.

<sup>3</sup> The investment universe is defined by the fund's reference indicator. If the fund does not have an indicator, it is defined by type of security, geographic zone and investment themes and business sectors.

## BOND ■

This material is solely for the attention of institutional, professional, qualified or sophisticated investors and distributors. It is not to be distributed to the general public, private customers or retail investors in any jurisdiction whatsoever nor to "US Persons". Moreover, any such investor should be, in the European Union, a "Professional" investor as defined in Directive 2004/39/EC dated 21 April 2004 on Markets In Financial Instruments ("MiFID") or as the case may be in each local regulations and, as far as the offering in Switzerland is concerned, a "Qualified Investor" within the meaning of the provisions of the Swiss Collective Investment Schemes Act of 23 June 2006 (CISA), and its implementing Ordinance of 22 November 2006 (CISO) and the FINMA's 2013/9 on distribution within the meaning of the legislation on Collective Investment. In no event may this material be distributed in the European Union to non "Professional" investors as defined in the MiFID or in each local regulation, or in Switzerland to investors who do not comply with the definition of "qualified investors" as defined in the applicable legislation and regulation.

## Important information

This material is provided to Professional Clients, including financial intermediaries, and is not intended for and should not be provided to the public.

This is a marketing communication. Please refer to the prospectus / information document and to the KID/KIID before making any final investment decisions.

This document contains information about investment services provided by the Amundi group companies and Victory Capital Management Inc. or undertakings for collective investment in transferable securities or open-ended umbrella Irish collective asset- management vehicles (the "Funds") established under the laws of Luxembourg and authorised for public distribution by the Commission de Surveillance du Secteur Financier or the laws of Ireland and authorized for public distribution by the Central Bank of Ireland. The management company of:

- Amundi Funds, Amundi Fund Solutions, First Eagle Amundi and Amundi Index Solutions is Amundi Luxembourg S.A., 5, allée Scheffer, L-2520 Luxembourg;
- CPR Invest is CPR Asset Management, 91-93 Boulevard Pasteur, 75015 Paris, France;
- KBI Funds ICAV and Amundi Fund Solutions ICAV is Amundi Ireland Limited, 1 George's Quay Plaza, George's Quay, Dublin 2, Ireland.

This material is for information purposes only, is not a recommendation, financial analysis or advice, and does not constitute a solicitation, invitation or offer to purchase or sell any the Funds or services described herein in any jurisdiction where such offer, solicitation or invitation would be unlawful.

This material has not been submitted for regulatory approval and is solely for issue in permitted jurisdictions and to persons who may receive it without breaching applicable legal or regulatory requirements. The information contained in this document is confidential and shall not, without prior written approval of Amundi Asset Management S.A. ("Amundi"), be copied, reproduced, modified, or distributed, to any third person or entity in any country. The Funds described in this document may not be available to all investors and may not be registered for public distribution with the relevant authorities in all countries.

Please note that the management company may decide to terminate the arrangements made for the marketing of its collective investment undertakings in a Member State of the EU in respect of which it has made a notification.

A summary of information about investors' rights and collective redress mechanisms can be found in English on the regulatory page at <https://about.amundi.com/Metanav-Footer/Footer/Quick-Links/Legal-documentation>.

Investment involves risk. Investment return and the principal value of an investment in the Funds or other investment product may go up or down and may result in the loss of the amount originally invested. The decision of an investor to invest in the Funds should take into account all the characteristics or objectives of the Funds. **Past performance does not predict future results.** All investors should seek professional advice prior to any investment decision, in order to determine the risks associated with the investment and its suitability. It is the responsibility of investors to read the legal documents in force in particular the current prospectus for each Fund. Subscriptions in the Funds will only be accepted on the basis of their latest prospectus in English or in local language in EU countries of registration, and/or the Key Investor Information Document / Key Information Document ("KIID"/ "KID" available in local language in EU countries of registration) which, together with the latest annual and semi-annual reports may be obtained, free of charge, at the registered office of Amundi Luxembourg S.A. or at [www.amundi.lu](http://www.amundi.lu). In Italy, this documentation is available at [www.amundi.it](http://www.amundi.it). In Ireland, this documentation is available at [www.amundi.ie](http://www.amundi.ie) or, for KBI Funds ICAV, at [www.kbiglobalinvestors.com](http://www.kbiglobalinvestors.com). Information relating to costs and charges of the Funds may be obtained from the KIID/KID.

The performance data do not take account of the commissions and costs incurred on the issue and redemption of units/shares of the Funds.

Information on sustainability-related aspects can be found at <https://about.amundi.com/Metanav-Footer/Footer/Quick-Links/Legal-documentation>.

In **EEA Member States**, the content of this document is approved by Amundi for use with Professional Clients (as defined in EU Directive 2014/65/EU) only and shall not be distributed to the public. Amundi Ireland Limited is authorised and regulated by the Central Bank of Ireland. KBI Global Investors Ltd is regulated by the Central Bank of Ireland. Société Générale, Dublin Branch 3rd Floor, IFSC House, IFS, Dublin 1 is the facilities agent for those sub-funds of Amundi Funds, First Eagle Amundi registered in Ireland.

In **the United Kingdom (the "UK")**, this marketing communication is being issued by Amundi (UK) Limited ("Amundi UK"), 77 Coleman Street, London EC2R 5BJ, UK. Amundi UK is authorised and regulated by the Financial Conduct Authority ("FCA") and entered on the FCA's Financial Services Register under number 114503. This may be checked at <https://register.fca.org.uk/> and further information of its authorisation is available on request. This marketing communication is approved by Amundi UK only for use with Professional Clients (as defined in the FCA's Handbook of Rules and Guidance) and shall not be distributed to the public, relied on or acted upon by any other persons for any purposes whatsoever. Past performance is not a guarantee or indication of future results. With the exception Amundi Fund Solutions, each fund and/or sub-fund(s) (if any) that is referred to in this marketing communication (each, a "Fund") is/are (a) recognised scheme(s) under the FCA's Overseas Fund Regime (the "OFR") or the FCA's Temporary Permission Marketing Regime (the "TMPR"). Each Fund is based overseas and is not subject to UK sustainable investment labelling and disclosure requirements.

For Funds recognised under OFR: UK investors should consider getting financial advice before deciding to invest in a Fund, see the prospectus of the Fund for more information and be aware that: (i) each Fund is authorised overseas, but not in the UK; (ii) the protections afforded by and the rules of, the UK regulatory system, generally will not apply to an investment in a Fund, including the Financial Ombudsman Service ("FOS"), and as such UK investors may not be able to seek redress from the FOS for a complaint related to a Fund, its operator and/or its depositary; and (iii) compensation for any claims for losses suffered as a result of the operator and/or the depositary of a Fund being unable to meet its/their liabilities to UK investors, are unlikely to be covered under the UK Financial Services Compensation Scheme.

For Funds recognised under the TMPR: Potential investors in the UK should be aware that none of the protections afforded by the UK regulatory system will apply to an investment in a Fund and that compensation will not be available under the UK Financial Services Compensation Scheme.

In **Switzerland**, this document is for Qualified Investors (as defined in Swiss Collective Investment Schemes Act of 23 June 2006 as amended or supplemented) use only and shall not be offered to the public. The Representative and Paying Agent for Funds registered for public offering in Switzerland are, in respect of Amundi Funds, First Eagle Amundi and Amundi Index Solutions: Representative - CACEIS (Switzerland) SA and Paying Agent - CACEIS Bank, Nyon Branch both at 35 Route de Signy, Case postale 2259, CH-1260 Nyon; KBI Funds ICAV: Representative - ACOLIN Fund Services AG, Affolternstrasse 56, CH-8050 Zurich and Paying Agent - NPB Neue Privat Bank AG, Limmatquai 1, CH-8001 Zurich. Free copies of the prospectus, key investor information documents, annual and semi-annual reports, management regulations and other information are available at the representative's address shown above.

In **France**, a free prospectus is available from Amundi Asset Management, 91-93 boulevard Pasteur -75015 Paris - France - 437 574 452 RCS Paris France or from the centralisateur of the Funds which in the case of Amundi Funds, Amundi Index Solutions and CPR Invest SICAV is CACEIS Bank SA, 1-3 place Valhubert, 75013 Paris and in the case of First Eagle Amundi SICAV is Société Générale, 29 Boulevard Haussmann, 75008 Paris.

In **Germany**, for additional information on the Fund, a free prospectus may be requested from Amundi Deutschland GmbH, Arnulfstr. 124-126 80636 Munich, Germany (Tel. +49.89.99.226.0). The information and paying agent for Amundi Fund Solutions ICAV is Marcard Stein & CO AG, Ballindamm 36, 20095 Hamburg, Germany.

## BOND

**Important information**

In **Austria** the paying agents for Funds registered for public distribution are, in respect of Amundi Fund Solutions: UniCredit Bank Austria AG, Rothschildplatz 1, A-1020 Vienna; Amundi Funds, Amundi Index Solutions and First Eagle Amundi: Société Générale, Vienna Branch, Prinz Eugen Strasse 8 - 10/5/Top 11, A-1040 Vienna; CPR Invest: Raiffeisen Bank International AG, Am Stadtpark 9, A-1030 Wien; and KBI Funds ICAV: Erste Bank der oesterreichischen Sparkassen AG, Am Belvedere 1, A-1100 Vienna.

In **Spain**, the Funds are foreign undertakings for collective investment registered with the CNMV and numbered Amundi S.F. (493); Amundi Fund Solutions (1333); Amundi Fund Solutions ICAV (1969); Amundi Funds (61) First Eagle Amundi (111); Amundi Index Solutions (1495); CPR Invest (1564) and KBI Funds ICAV (1248). Any investment in the Funds or their respective sub-funds must be made through a registered Spanish distributor. Amundi Iberia SGIIC, SAU, is the main distributor of the Funds in Spain, registered with number 31 in the CNMV's SGIIC registry, with address at Pº de la Castellana 1, Madrid 28046. A list of all Spanish distributors may be obtained from the CNMV at [www.cnmv.es](http://www.cnmv.es). Units/shares may only be acquired on the basis of the most recent prospectus, key investor information document and further current documentation, which may be obtained from the CNMV.

In **Chile and Peru**, this document is approved for use by Administradora de Fondos de Pensiones/Pension Fund Administrators and other institutional investors.

In **Mexico**, this document is approved for use with institutional investors. It may not be distributed to third parties or to the public.

In **Singapore**, this document is provided solely for the internal use of distributors and financial advisors and is not to be distributed to the retail public in Singapore. Investors should read the Singapore information memorandum of the Funds before deciding to invest in the Funds. Distribution occurs through Amundi Singapore Limited, 80 Raffles Place, UOB Plaza 1, #37-01A, Singapore 048624 and/or the Funds' authorised distributors. Amundi Singapore Limited is regulated by the Monetary Authority of Singapore ("MAS"). Certain sub-funds of the Funds are notified as restricted schemes under Section 305 of the Securities and Futures Act 2001 of Singapore ("SFA") and the Sixth Schedule to the Securities and Futures (Offers of Investments) (Collective Investment Schemes) Regulations 2005 ("Restricted Schemes"). This document shall be construed as part of the Singapore information memorandum of the Restricted Schemes (the "Singapore IM"), which shall be deemed to include and incorporate the prospectus of the Restricted Schemes, any supplement to the prospectus relating to the Restricted Schemes, this document and any other document, correspondence, communication or material sent or provided to eligible participants in relation to the Restricted Schemes from time to time. Accordingly, this document must not be relied upon or construed on its own without reference to and as part of the Singapore IM. Investors should read the relevant Singapore IM before deciding to invest in the Restricted Schemes. The units/shares offered under the Restricted Schemes as set out in the relevant Singapore IM are not authorised or recognised by the MAS and are not allowed to be offered to the retail public. Accordingly, this document and the material contained within, may not be circulated or distributed, nor may the relevant units/shares be offered or sold, or be made the subject of an invitation for subscription or purchase, whether directly or indirectly, to persons in Singapore other than (i) to an institutional investor under Section 304 of the SFA, (ii) to a relevant person pursuant to Section 305(1), or any person pursuant to Section 305(2), and in accordance with the conditions specified in Section 305 of the SFA, or (iii) otherwise pursuant to, and in accordance with the conditions of, any other applicable provision of the SFA.

By accepting receipt of this document and any other document or material issued in connection with the offer or sale of the shares/units, a person (within the meaning of Singapore law) in Singapore represents or warrants that person is entitled to receive such document in accordance with the restrictions set forth above and agrees to be bound by the limitations contained herein. Distribution/dividends (if applicable) are not guaranteed unless otherwise stated in the dividend policy for the relevant share class/class contained in the relevant Singapore IM. This document and the Singapore IM is not a prospectus as defined in the SFA and, accordingly, statutory liability under the SFA in relation to the content of prospectuses does not apply, and the offeree/an investor should consider carefully whether the investment is suitable for him. The MAS assumes no responsibility for the contents of this document. This document has not been reviewed by the MAS.

This information is not for distribution and does not constitute an offer to sell or the solicitation of any offer to buy any securities or services in **the United States** or in any of its territories or possessions subject to its jurisdiction to or for the benefit of any U.S. Person (as defined in the prospectus of the Funds). The Funds have not been registered in the United States under the Investment Company Act of 1940 and units/shares of the Funds are not registered in the United States under the Securities Act of 1933.

This document is not intended for and no reliance can be placed on this document by persons falling outside of these categories in the above-mentioned jurisdictions. **In jurisdictions other than those specified above, this document is for the sole use of the professional clients and intermediaries to whom it is addressed. It is not to be distributed to the public or to other third parties and the use of the information provided by anyone other than the addressee is not authorised.**

This material is based on sources that Amundi and Victory Capital Management Inc. consider to be reliable at the time of publication. Data, opinions and analysis may be changed without notice. Amundi and Victory Capital Management Inc. accept no liability whatsoever, whether direct or indirect, that may arise from the use of information contained in this material. Amundi can in no way be held responsible for any decision or investment made on the basis of information contained in this material.

**US and US-Offshore (permitted jurisdictions):** Victory Capital Services, Inc., a U.S.-registered broker-dealer, provides marketing services in connection with the distribution of products investment managed by Amundi Asset Management or its affiliates or Victory Capital Management Inc. Victory Capital Services, Inc. markets these products to financial intermediaries, both within and outside of the U.S. (in jurisdictions where permitted to do so), who in turn offer such products for sale to persons who are not United States persons. Victory Capital Services, Inc. engages with financial intermediaries only and does not engage in retail business. Individuals are encouraged to seek advice from their financial, legal, tax and other appropriate advisers before making any investment or financial decisions or purchasing any financial, securities or investment-related product or service, including any product or service described in these materials.

Date of publication: 09/06/2026

© 2025 Morningstar. All Rights Reserved. The information, data, analyses and opinions ("Information") contained herein: (1) include the proprietary information of Morningstar; (2) may not be copied or redistributed; (3) do not constitute investment advice; (4) are provided solely for informational purposes; (5) are not warranted to be complete, accurate or timely; and (6) may be drawn from fund data published on various dates. Morningstar is not responsible for any trading decisions, damages or other losses related to the Information or its use. Please verify all of the Information before using it and do not make any investment decision except upon the advice of a professional financial adviser. Past performance is no guarantee of future results. The value and income derived from investments may go down as well as up.

Lipper is not responsible for the accuracy, reliability or completeness of the information that you obtain. In addition, Lipper will not be liable for any loss or damage resulting from information obtained from Lipper or any of its affiliates. © Thomson Reuters 2025. All rights reserved.

The Funds or securities referred to herein are not sponsored, endorsed, or promoted by MSCI, and MSCI bears no liability with respect to any such Funds or securities or any index on which such Funds or securities are based. The offering documents of the Funds contain a more detailed description of the limited relationship MSCI has with Amundi and any relevant Funds.

The Victory Capital mark is registered only in the United States of America and is not registered in other nations, territories, or communities; Victory Capital Management Inc. claims rights in the mark wherever used.