

Amundi Core Global Aggregate Bond IU EXF Acc

FACTSHEET

Marketing
Communication

30/04/2026

BOND ■

Key Information (Source: Amundi)

Net Asset Value (NAV) : **1,086.63 (USD)**
 NAV and AUM as of : **30/04/2026**
 Assets Under Management (AUM) :
3,923.54 (million USD)
 ISIN code : **LU2606055692**
 Bloomberg code : **AMI5IUE LX**
 Benchmark :
100% BLOOMBERG GLOBAL AGGREGATE

Objective and Investment Policy

The objective of this Sub-Fund is to track the performance of Bloomberg Global Aggregate Index, and to minimize the tracking error between the net asset value of the Sub-Fund and the performance of the Index.

Risk Indicator (Source : Fund Admin)



Lower Risk

Higher Risk

The SRI represents the risk and return profile as presented in the Key Information Document (KID). The lowest category does not imply that there is no risk. The SRI is not guaranteed and may change over time. The risk indicator assumes you keep the product for 4 years. The summary risk indicator is a guide to the level of risk of this product compared to other products. It shows how likely it is that the product will lose money because of movement in the markets or because we are not able to pay you.

Returns (Source: Fund Admin) - Past performance does not predict future returns

Performance evolution (rebased to 100) from 25/04/2023 to 30/04/2026* (Source: Fund Admin)



A : Since this date, the reference index of the sub fund is Bloomberg Global Aggregate

Cumulative returns* (Source: Fund Admin)

	YTD	1 month	3 months	1 year	3 years	5 years	Since
Since	31/12/2025	31/03/2026	30/01/2026	30/04/2025	28/04/2023	-	25/04/2023
Portfolio	0.13%	1.24%	-0.76%	2.42%	8.18%	-	8.26%
Benchmark	0.16%	1.25%	-0.77%	2.54%	8.74%	-	8.80%
Spread	-0.03%	0.00%	0.01%	-0.13%	-0.56%	-	-0.54%

Calendar year performance* (Source: Fund Admin)

	2025	2024	2023	2022	2021
Portfolio	8.01%	-1.83%	-	-	-
Benchmark	8.17%	-1.70%	-	-	-
Spread	-0.16%	-0.13%	-	-	-

Morningstar rating ©

Risk indicators (Source: Fund Admin)

	1 year	3 years	5 years
Portfolio volatility	4.05%	5.61%	-
Benchmark volatility	4.08%	5.65%	-
Ex-post Tracking Error	0.09%	0.09%	-
Sharpe ratio	-0.27	-0.40	-
Portfolio Information ratio	-1.82	-2.02	-

* Volatility is a statistical indicator that measures an asset's variations around its average value. For example, market variations of +/- 1.5% per day correspond to a volatility of 25% per year. The higher the volatility, the higher the risk.

The Sharpe Ratio is a statistical indicator which measures the portfolio performance compared to a risk-free placement

Portfolio Indicators (Source: Fund Admin)

	Portfolio
Modified duration ¹	6.10
Average rating ²	A
Yield To Maturity	3.85%

¹ Modified duration (in points) estimates a bond portfolio's percentage price change for 1% change in yield

² Based on cash bonds and CDS but excludes other types of derivatives

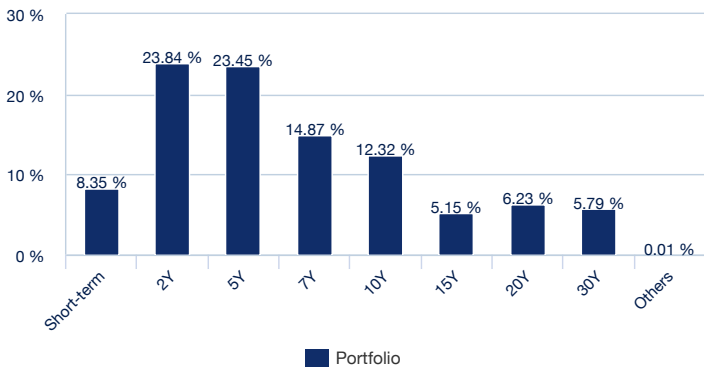
Holdings : 11295

* Source : Amundi. The above cover complete periods of 12 months for each calendar year. **Past performance is no predictor of current and future results and does not guarantee future yield** . Any losses or gains do not take into consideration any costs, commissions and fees incurred by the investor in the issue and buyout of the shares (e.g. taxes, brokerage fees or other commissions deducted by the financial intermediary). If performance is calculated in a currency other than the euro, any losses or gains generated can thereby be affected by exchange rate fluctuations (both upward and downward). The discrepancy accounts for the performance difference between the portfolio and the index.

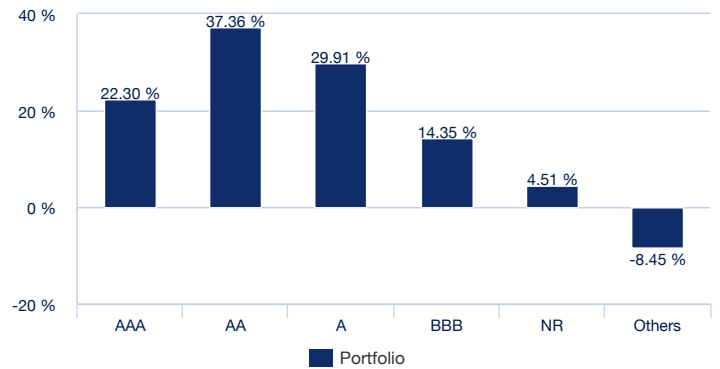
BOND

Portfolio Breakdown (Source: Amundi)

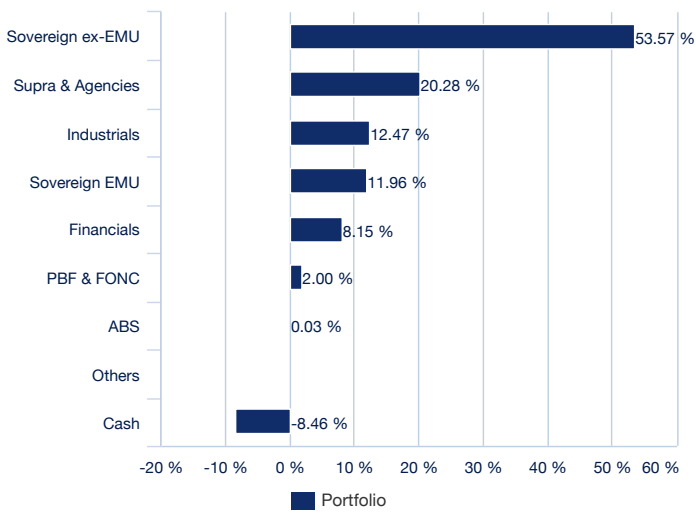
By maturity (Source: Amundi)



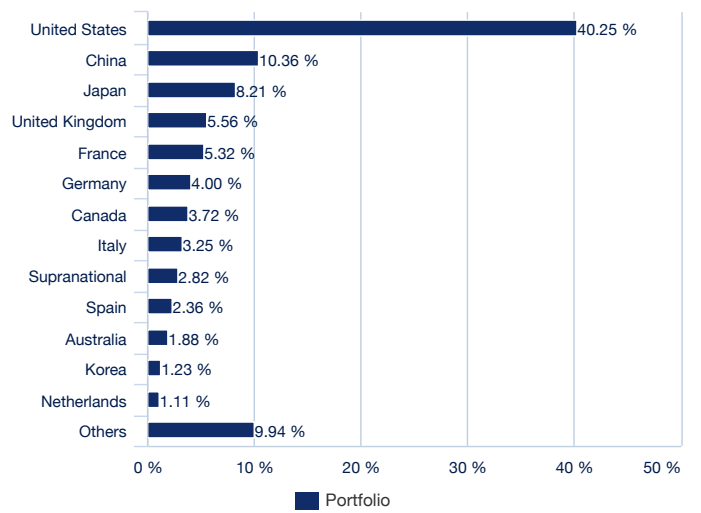
By rating (source : Amundi)



By issuer (Source: Amundi)



By country (source : Amundi)



BOND

Information (Source: Amundi)

Fund structure	SICAV
Applicable law	under Luxembourg law
Management Company	Amundi Luxembourg SA
Fund manager	Amundi Asset Management
Custodian	CACEIS Bank, Luxembourg Branch
Share-class inception date	24/04/2023
Share-class reference currency	USD
Classification	Not applicable
Type of shares	Accumulation
ISIN code	LU2606055692
Bloomberg code	AMIS1UE LX
Minimum first subscription / subsequent	500,000 USD / 1 thousandth(s) of (a) share(s)
Frequency of NAV calculation	Daily
Dealing times	Orders received each day D day before 2pm CET
Entry charge (maximum)	3.50%
Performance fees	No
Maximum performance fees rate (% per year)	-
Exit charge (maximum)	1.00%
Management fees and other administrative or operating costs	0.10%
Transaction costs	0.06%
Conversion charge	1.00 %
Minimum recommended investment period	4 years
Benchmark index performance record	17/01/2024: 100.00% BLOOMBERG GLOBAL AGGREGATE 01/08/2016: 100.00% BLOOMBERG GLOBAL AGGREGATE (500 MM)
UCITS compliant	UCITS
Current/Forward price	Forward pricing
Redemption Date	D+3
Subscription Value Date	D+3
Characteristic	No

Important information

This document is provided for information purposes only and does not constitute a recommendation, a solicitation, an offer, advice or an invitation to purchase or sell any units or shares of the fund (FCP), collective employee fund (FCPE), SICAV, SICAV sub-fund or SICAV investing primarily in real estate (SPPICAV) (collectively, "the Funds") described herein and should in no case be interpreted as such. This document is not a contract or commitment of any form. Information contained in this document may be altered without notice. The management company accepts no liability whatsoever, whether direct or indirect, that may arise from the use of information contained in this document. The management company can in no way be held responsible for any decision or investment made on the basis of information contained in this document. The information contained in this document is disclosed to you on a confidential basis and shall not be copied, reproduced, modified, translated or distributed without the prior written approval of the management company, to any third person or entity in any country or jurisdiction which would subject the management company or any of the funds, to any registration requirements within these jurisdictions or where it might be considered as unlawful. Not all of the funds are systematically registered in all jurisdictions of all investors. Investment involves risk. The past performances shown in this document, and simulations based on these, do not guarantee future results, nor are they reliable indicators of future performance. The value of an investment in units or shares of the funds may fluctuate according to market conditions and cause the value of an investment to go up or down. As a result, fund investors may lose all or part of the capital originally invested. All potential investors in the funds are advised to ascertain whether such an investment is compatible with the laws to which they are subject and the tax implications of such an investment prior to investing, and to familiarise themselves with the legal documents in force for each fund. Concerning mandates, this document is a part of the periodic statement of the management activities of your portfolio and must be read in conjunction with any other periodic statement or notice of confirmation provided by your custodian and related to the transactions of your portfolio. Unless stated otherwise, the management company is the source of the data in this document. The date of the data in this document is that indicated at the top of the document, unless otherwise stated.

This document is designed exclusively for institutional, professional, qualified or sophisticated investors and distributors. It is not meant for the general public or private clients of any jurisdiction or those qualified as 'US Persons'. Approved investors in regard to the European Union are those which are defined as "Professional" investors in Directive 2004/39/EC of 21 April 2004 "MiFID" or, as the case may be, as defined under each local legislation and, insofar as the offer in Switzerland is concerned, "qualified investors" as set forth in the federal Law on Collective Investments (LPCC), the Ordinance on collective investments of 22 November 2006 (OPCC) and the FINMA 08/8 Circular regarding the legislation on collective investments of 20 November 2008. This document shall not, under any circumstance, be sent within the European Union to non "Professional" investors as defined by the MFI or under each local legislation, or in Switzerland to those investors which are not defined as "qualified investors" in the applicable law and regulations.