

AMUNDI EURO LIQUIDITY SHORT TERM RESPONSIBLE - I2

FACTSHEET

08/12/2025

SHORT TERM MONEY MARKET ■

Key Information (Source: Amundi)

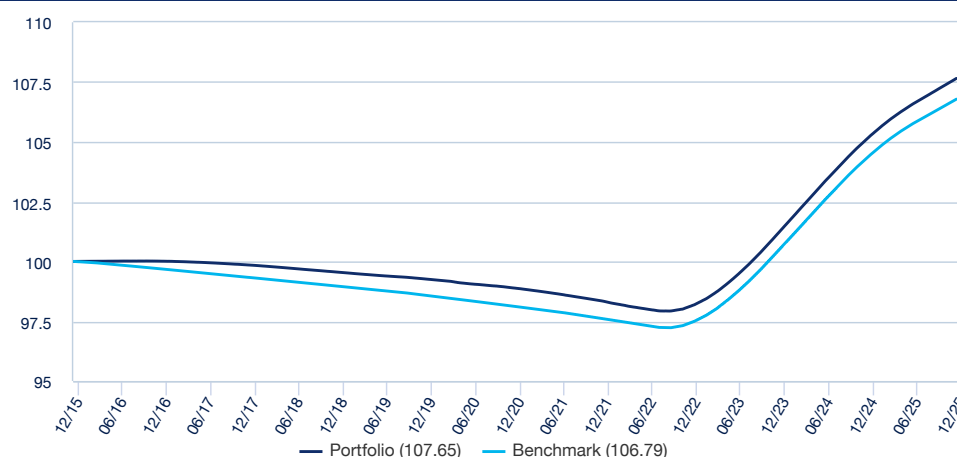
Net Asset Value (NAV) : **10,765.9404 (EUR)**
NAV and AUM as of : **08/12/2025**
Assets Under Management (AUM) :
23,412.67 (million EUR)
ISIN code : **FR0013016615**
Bloomberg code : **AMCISI2 FP**
Reuters code : **LP68343001**
SEDOL code : -
Benchmark : **100% ESTR CAPITALISE (OIS)**
Money Market NAV Type : **Variable NAV**

Objective and Investment Policy

On a daily basis, the investment team seeks to replicate the money market's performance as closely as possible. To this end, it exploits the credit premium offered by private bonds while checking compliance with the fund's liquidity and security constraints.

Non-capital guaranteed fund

Performance evolution (rebased to 100) from 08/12/2015 to 08/12/2025* (Source: Fund Admin)



Rolling performances * (Source: Fund Admin)

	YTD	1 week	1 month	3 month	1 Year	3 Years	5 Years	Since
Since	30/12/2024	01/12/2025	09/11/2025	08/09/2025	08/12/2024	08/12/2022	08/12/2020	16/11/2015
Portfolio	2.28%	2.02%	1.99%	2.00%	2.36%	3.13%	1.71%	0.74%
Benchmark	2.23%	1.93%	1.93%	1.93%	2.31%	3.09%	1.71%	0.65%
Spread	0.05%	0.09%	0.06%	0.07%	0.05%	0.04%	0.01%	0.08%

Risk Indicator (Source : Fund Admin)



Lower Risk

Higher Risk

! The SRI represents the risk and return profile as presented in the Key Information Document (KID). The lowest category does not imply that there is no risk. The SRI is not guaranteed and may change over time. The risk indicator assumes you keep the product for 1 Day To 1 Month.
The summary risk indicator is a guide to the level of risk of this product compared to other products. It shows how likely it is that the product will lose money because of movement in the markets or because we are not able to pay you.

WAM and WAL in days (Source: Amundi)

	WAM	WAL
WAM/WAL	11	69

WAL (Weighted Average Life) : credit duration in days

WAM (Weighted Average Maturity) : modified duration in days

* Source : Amundi. Cumulative returns are calculated on a yearly basis on a 360 days over one period < 1 year and 365 days basis of over one period > 1 year (expressed with the round-off superior). The above results pertain to full 12-month period per calendar year. All performances are calculated net income reinvested and net of all charges taken by the Sub-Fund. Past performance is not a reliable indicator of future performance. The value of investments may vary upwards or downwards according to market conditions.

SHORT TERM MONEY MARKET ■

Portfolio Breakdown (Source: Amundi group)

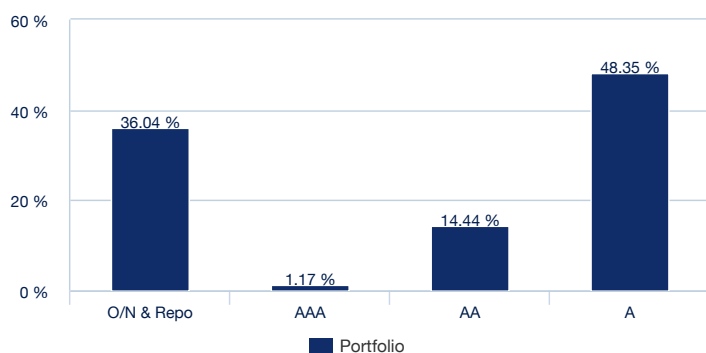
Principal lines in Portfolio (Source: Amundi)

	Portfolio	Maturity	Country	Instrument Group	Counterparty
CREDIT AGRICOLE SA	3.57%	15/12/2025	France	Money market	-
BELFIUS BANK SA	1.49%	02/02/2026	Belgium	Money market	-
ACOSS(AGCE CTL ORGAN SECU SOC)	1.47%	02/02/2026	France	Money market	-
UNEDIC ASSEO	1.28%	05/02/2026	France	Money market	-
KBC BANK NV	1.28%	03/03/2026	Belgium	Money market	-
SUMITOMO MITSUI BANKING CORP	1.07%	08/01/2026	Japan	Money market	-
KFW-KDT F WDERAUFBAU	0.99%	09/12/2025	Germany	Repo	LA BANQUE POSTALE
FRANCE	0.99%	09/12/2025	France	Repo	LA BANQUE POSTALE
FRANCE	0.92%	09/12/2025	France	Repo	BNP PARIBAS
FRANCE	0.87%	09/12/2025	France	Repo	BNP PARIBAS

For reverse repurchase, displayed maturity is of 1 day. It corresponds to the time necessary to settle the transaction

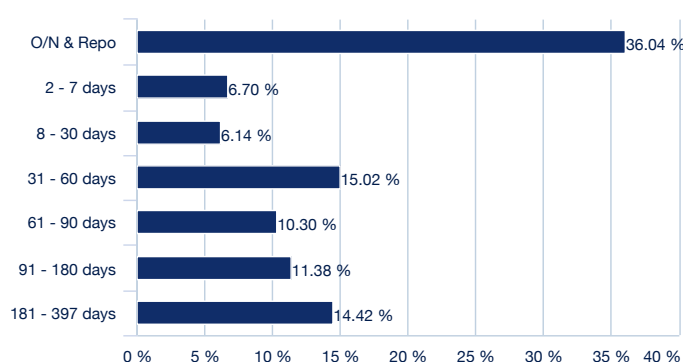
* Counterparty column: information only available for the reverse repurchase

Portfolio breakdown - Long term rating (Source: Amundi)



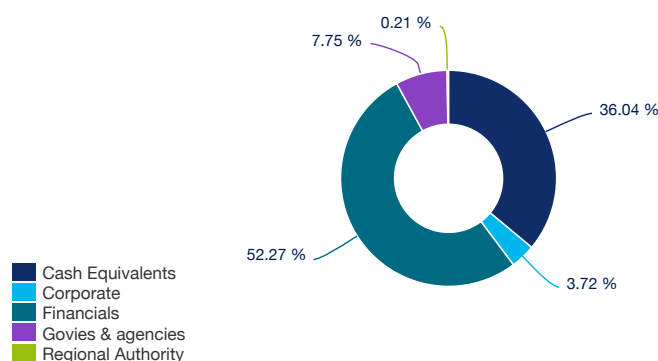
Median Rating calculated of the three agencies: Fitch, Moody's and Standard & Poor's

Portfolio breakdown by maturity (Source: Amundi)



O/N & Repo : assets invested for one business day

Portfolio breakdown - Sector (Source: Amundi)



Liquidity Ratio * (Source: Amundi)

Daily Maturing Assets	36.12%
Weekly Maturing Assets	50.32%

* REGULATION (EU) 2017/1131 on Money Market Funds

For low-volatility NAV and public debt constant NAV money market funds, at least 10% of their assets mature daily or consist of reverse repurchase agreements which may be terminated by notice of a working day or of cash, the withdrawal of which may be effected by giving one working day's notice; at least 30% of their assets mature weekly or consist of reverse repurchase agreements which can be terminated with five business days notice or cash which can be withdrawn with five business days notice. Assets with a high degree of liquidity, which can be sold and settled within one working day and have a residual maturity of 190 days maximum may also be included in assets with weekly maturities up to a limit of 17.5% ;

For short-term money market funds with variable NAV, at least 7.5% of their assets mature daily or consist of reverse repurchase agreements which can be terminated at one working day or cash advance notice, the withdrawal of which can be effected by giving one working day notice; at least 15% of their assets mature weekly or consist of reverse repurchase agreements which can be terminated with five business days notice or cash which can be withdrawn with five business days notice.

SHORT TERM MONEY MARKET ■

Information (Source: Amundi)

Fund structure	Mutual Fund (FCP)
Applicable law	under French law
Management Company	Amundi Asset Management
Custodian	CACEIS Bank
Share-class inception date	28/10/2015
Share-class reference currency	EUR
Type of shares	Accumulation
ISIN code	FR0013016615
Minimum first subscription / subsequent	15,000 Share(s) / 1 thousandth(s) of (a) share(s)
Frequency of NAV calculation	Daily
Dealing times	-
Management fees and other administrative or operating costs	0.06%
Minimum recommended investment period	1 Day To 1 Month
Benchmark index performance record	01/07/2021 : 100.00% ESTR CAPITALISE (OIS) 31/12/1999 : 100.00% EONIA CAPITALISE (O.I.S.) (BASE 360) - DISCONTINUED

For further information on costs, charges and other expenses, please refer to the Prospectus and the PRIIPS KID

Your fund presents a risk of capital loss. Its net asset value may fluctuate and the invested capital is not guaranteed. Under no circumstances may the fund draw on external support to guarantee or stabilise its net asset value. Investing in money market funds is unlike investing in bank deposits.

External UCITS credit rating: the management company has requested, on behalf of and at the expense of the UCITS, an external credit rating.

Important information

This document is provided for information purposes only and does not constitute a recommendation, a solicitation, an offer, advice or an invitation to purchase or sell any units or shares of the fund (FCP), collective employee fund (FCPE), SICAV, SICAV sub-fund or SICAV investing primarily in real estate (SPPICAV) (collectively, "the Funds") described herein and should in no case be interpreted as such. This document is not a contract or commitment of any form. Information contained in this document may be altered without notice. The management company accepts no liability whatsoever, whether direct or indirect, that may arise from the use of information contained in this document. The management company can in no way be held responsible for any decision or investment made on the basis of information contained in this document. The information contained in this document is disclosed to you on a confidential basis and shall not be copied, reproduced, modified, translated or distributed without the prior written approval of the management company, to any third person or entity in any country or jurisdiction which would subject the management company or any of the funds, to any registration requirements within these jurisdictions or where it might be considered as unlawful. Not all of the funds are systematically registered in all jurisdictions of all investors. Investment involves risk. The past performances shown in this document, and simulations based on these, do not guarantee future results, nor are they reliable indicators of future performance. The value of an investment in units or shares of the funds may fluctuate according to market conditions and cause the value of an investment to go up or down. As a result, fund investors may lose all or part of the capital originally invested. All potential investors in the funds are advised to ascertain whether such an investment is compatible with the laws to which they are subject and the tax implications of such an investment prior to investing, and to familiarise themselves with the legal documents in force for each fund. Concerning mandates, this document is a part of the periodic statement of the management activities of your portfolio and must be read in conjunction with any other periodic statement or notice of confirmation provided by your custodian and related to the transactions of your portfolio. Unless stated otherwise, the management company is the source of the data in this document. The date of the data in this document is that indicated at the top of the document, unless otherwise stated.