

AMUNDI FUNDS CASH EUR - O EUR

FACTSHEET

13/02/2023

STANDARD MONEY MARKET ■

Key Information (Source: Amundi)

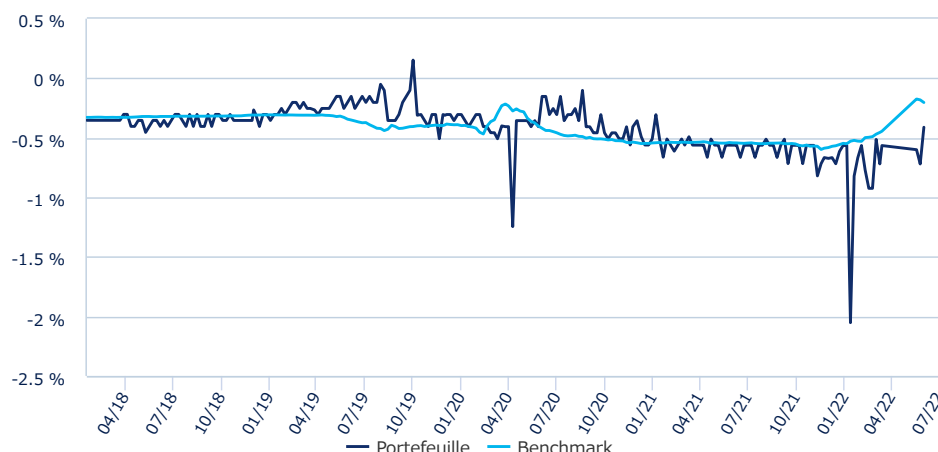
Net Asset Value (NAV) : (EUR)
NAV and AUM as of : 01/01/0001
Assets Under Management (AUM) :
2,157.81 (million EUR)
ISIN code : LU0568620487
Bloomberg code : AMFCEUO LX
Reuters code : -
SEDOL code : B50MBB8
Benchmark :
EURIBOR 3 MONTH OFFERED RATE DAILY CAPITALIZED
Money Market NAV Type : Variable NAV

Objective and Investment Policy

The Sub-Fund is a financial product that promotes ESG characteristics pursuant to Article 8 of the Disclosure Regulation. To offer returns in line with money markets rates. The Sub-Fund invests at least 67% of assets in money market instruments. The Sub-Fund maintains within its portfolio a WAM of 90 days or less. The Sub-Fund does not invest more than 30% of assets in transferable securities and money market instruments issued or guaranteed by any nation, public local authority within the EU, or an international body to which at least one EU member belongs. The Sub-Fund may invest up to 10% of assets in units/shares of other MMFs. The Sub-Fund may use derivatives for hedging purposes. **Benchmark** : The Sub-Fund is actively managed and seeks to achieve a stable performance in line with the the Euribor 3-month rate. The Sub-Fund may use the Benchmark a posteriori as an indicator for assessing the Sub-Fund's performance. There are no constraints relative to the Benchmark restraining portfolio construction. The Sub-Fund has not designated the Benchmark as a reference benchmark for the purpose of the Disclosure Regulation. **Management Process** : The Sub-Fund integrates Sustainability Factors in its investment process as outlined in more detail in section "Sustainable Investment" of the Prospectus. The investment team uses both technical and fundamental analysis, including credit analysis, to select issuers and short term private securities (bottom-up) while constructing a high quality portfolio with a strong focus on liquidity and risk management. The Sub-Fund seeks to achieve an ESG score of its portfolio greater than that of its investment universe.

Non-capital guaranteed fund

Annualized returns (Source: Fund Admin)



Risk & Reward Profile (SRRI) (Source: Fund Admin)



Lower risk, potentially lower rewards

Higher risk, potentially higher rewards

The SRRI represents the risk and return profile as presented in the Key Investor Information Document (KIID). The lowest category does not imply that there is no risk. The SRRI is not guaranteed and may change over time.

WAM and WAL in days (Source: Amundi)

	WAM	WAL
WAM/WAL	4	94
WAL (Weighted Average Life) : credit duration in days		
WAM (Weighted Average Maturity) : modified duration in days		

* Source : Amundi. Cumulative returns are calculated on a yearly basis on a 360 days over one period < 1 year and 365 days basis of over one period > 1 year (expressed with the round-off superior). The above results pertain to full 12-month period per calendar year. All performances are calculated net income reinvested and net of all charges taken by the Sub-Fund. Past performance is not a reliable indicator of future performance. The value of investments may vary upwards or downwards according to market conditions.

STANDARD MONEY MARKET ■

Portfolio Breakdown (Source: Amundi)

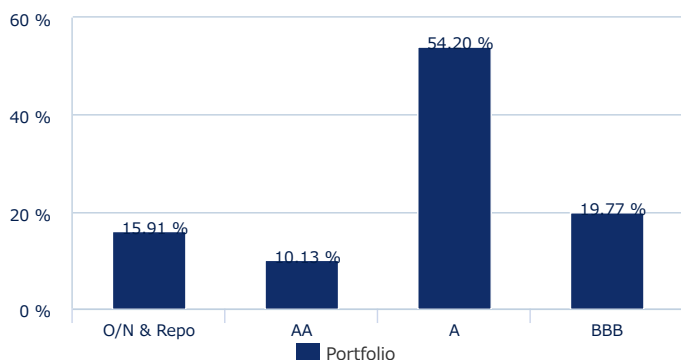
Principal lines in Portfolio (Source: Amundi)

	Portfolio	Maturity	Country	Instrument Group	Counterparty
ITALIAN REPUBLIC	5.09%	14/02/2023	Italy	REPO	UNICREDIT SPA
BELFIUS BANK SA	4.16%	01/03/2023	Belgium	Money market	-
BPCE SA	2.32%	02/05/2023	France	Money market	-
ASSA ABLOY AB	2.31%	10/03/2023	Sweden	Money market	-
MUFG BANK LTD	2.13%	07/03/2023	Japan	Money market	-
ITALIAN REPUBLIC	2.09%	14/02/2023	Italy	REPO	CREDIT AGRICOLE CIB
NORINCHUKIN BANK/THE	2.08%	27/02/2023	Japan	Money market	-
AKZO NOBEL NV	1.85%	17/04/2023	Netherlands	Money market	-
DNB BANK ASA	1.84%	02/08/2023	Norway	Money market	-
TORONTO-DOMINION BANK/THE	1.84%	12/06/2023	Canada	Money market	-

For reverse repurchase, displayed maturity is of 1 day. It corresponds to the time necessary to settle the transaction

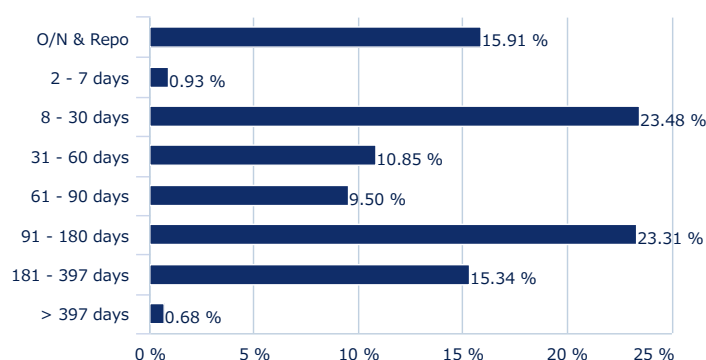
* Counterparty column: information only available for the reverse repurchase

Portfolio breakdown - Long term rating (Source: Amundi)



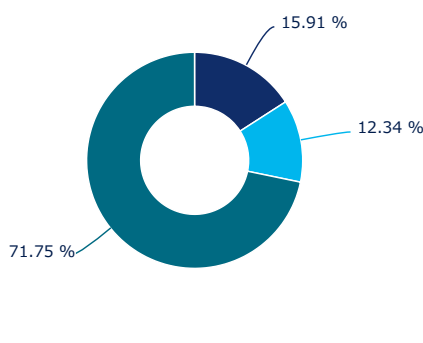
Median Rating calculated of the three agencies: Fitch, Moody's and Standard & Poor's

Portfolio breakdown by maturity (Source: Amundi)



O/N & Repo : assets invested for one business day

Portfolio breakdown - Sector (Source: Amundi)



Liquidity Ratio * (Source: Amundi)

Daily Maturing Assets	15.96 %
Weekly Maturing Assets	22.86 %

* REGULATION (EU) 2017/1131 on Money Market Funds

For low-volatility NAV and public debt constant NAV money market funds, at least 10% of their assets mature daily or consist of reverse repurchase agreements which may be terminated by notice of a working day or of cash, the withdrawal of which may be effected by giving one working day's notice; at least 30% of their assets mature weekly or consist of reverse repurchase agreements which can be terminated with five business days notice or cash which can be withdrawn with five business days notice. Assets with a high degree of liquidity, which can be sold and settled within one working day and have a residual maturity of 190 days maximum may also be included in assets with weekly maturities up to a limit of 17.5% ;

For short-term money market funds with variable NAV, at least 7.5% of their assets mature daily or consist of reverse repurchase agreements which can be terminated at one working day or cash advance notice, the withdrawal of which can be effected by giving one working day notice; at least 15% of their assets mature weekly or consist of reverse repurchase agreements which can be terminated with five business days notice or cash which can be withdrawn with five business days notice.

STANDARD MONEY MARKET ■

Information (Source: Amundi)

Legal structure	UCITS
Applicable law	under Luxembourg law
Management Company	Amundi Luxembourg SA
Fund manager	Amundi Asset Management
Custodian	CACEIS Bank, Luxembourg Branch
Share-class inception date	24/06/2011
Share-class reference currency	EUR
Type of shares	Accumulation
ISIN code	LU0568620487
Minimum first subscription / subsequent	1 thousandth(s) of (a) share(s) / 1 thousandth(s) of (a) share(s)
Frequency of NAV calculation	Daily
Dealing times	Orders received each day D day before 2pm CET
Entry charge (maximum)	0.00%
Max. direct annual management fees (taxes incl.)	0.00% IAT
Maximum indirect annual management fees including taxes	-
Performance fees	No
Exit charge (maximum)	0.00%
Ongoing charges	0.07% (Estimated) - 12/12/2022
Minimum recommended investment period	1 Day to 3 Months
Benchmark index performance record	30/12/1998 : 100.00% EURIBOR 3 MONTH OFFERED RATE DAILY CAPITALIZED 08/06/1998 : 100.00% EURIBOR 3 MOIS

Your fund presents a risk of capital loss. Its net asset value may fluctuate and the invested capital is not guaranteed. Under no circumstances may the fund draw on external support to guarantee or stabilise its net asset value. Investing in money market funds is unlike investing in bank deposits.

Important information

This document is provided for information purposes only and does not constitute a recommendation, a solicitation, an offer, advice or an invitation to purchase or sell any units or shares of the fund (FCP), collective employee fund (FCPE), SICAV, SICAV sub-fund or SICAV investing primarily in real estate (SPPICAV) (collectively, "the Funds") described herein and should in no case be interpreted as such. This document is not a contract or commitment of any form. Information contained in this document may be altered without notice. The management company accepts no liability whatsoever, whether direct or indirect, that may arise from the use of information contained in this document. The management company can in no way be held responsible for any decision or investment made on the basis of information contained in this document. The information contained in this document is disclosed to you on a confidential basis and shall not be copied, reproduced, modified, translated or distributed without the prior written approval of the management company, to any third person or entity in any country or jurisdiction which would subject the management company or any of the funds, to any registration requirements within these jurisdictions or where it might be considered as unlawful. Not all of the funds are systematically registered in all jurisdictions of all investors. Investment involves risk. The past performances shown in this document, and simulations based on these, do not guarantee future results, nor are they reliable indicators of future performance. The value of an investment in units or shares of the funds may fluctuate according to market conditions and cause the value of an investment to go up or down. As a result, fund investors may lose all or part of the capital originally invested. All potential investors in the funds are advised to ascertain whether such an investment is compatible with the laws to which they are subject and the tax implications of such an investment prior to investing, and to familiarise themselves with the legal documents in force for each fund. Concerning mandates, this document is a part of the periodic statement of the management activities of your portfolio and must be read in conjunction with any other periodic statement or notice of confirmation provided by your custodian and related to the transactions of your portfolio. Unless stated otherwise, the management company is the source of the data in this document. Unless stated otherwise, the data in this document are correct as at the date specified under FACTSHEET at the beginning of this document.