

FIRST EAGLE AMUNDI INTERNATIONAL FUND - AU

FACTSHEET

Marketing
Communication

31/01/2026

DIVERSIFIED ■

Key Information (Source: Amundi)

Net Asset Value (NAV) : **12,676.18 (USD)**
 NAV and AUM as of : **30/01/2026**
 Assets Under Management (AUM) :
9,299.30 (million USD)
 ISIN code : **LU0068578508**
 Reuters code : **LP60065746**
 Bloomberg code : **SOCGISD LX**
 Benchmark : **None**
 Morningstar Overall Rating © : **5 stars**
 Morningstar Category © :
EAA FUND USD AGGRESSIVE ALLOCATION
 Number of funds in the category : **379**
 Rating date : **31/01/2026**
 Share-class inception date : **12/08/1996**

Objective and Investment Policy

The Sub-Fund seeks to offer investors capital growth through diversification of its investments over all categories of assets and a policy of following a 'value' approach.
 To pursue its goal, it invests at least two-thirds of its Net Assets in equities, Equity-linked Instruments and bonds without any restriction in terms of market capitalisation, geographical diversification or in terms of what part of the assets of the Sub-Fund may be invested in a particular class of assets or a particular market. The investment process is based on fundamental analysis of the financial and business situation of the issuers, market outlook and other elements.

UK retail investors will not have any protection under the UK Financial Services Compensation Scheme (FSCS).

Risk Indicator (Source : Fund Admin)

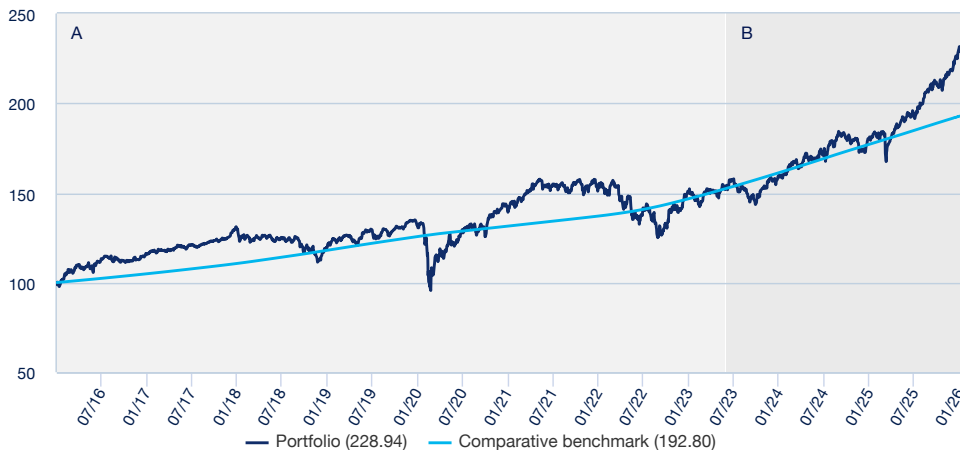


Lower Risk Higher Risk

The SRI represents the risk and return profile as presented in the Key Information Document (KID). The lowest category does not imply that there is no risk. The SRI is not guaranteed and may change over time. The risk indicator assumes you keep the product for 5 years. The summary risk indicator is a guide to the level of risk of this product compared to other products. It shows how likely it is that the product will lose money because of movement in the markets or because we are not able to pay you.

Returns (Source: Fund Admin) - Past performance does not predict future returns

Performance evolution (rebased to 100) from 01/02/2016 to 30/01/2026* (Source: Fund Admin)



A : During this period, the reference indicator of the sub-fund was Libor USD 3 Months + 400 basis points.
 B : Since the beginning of this period, the reference indicator of the Sub-Fund is SOFR + 430 basis points.

Rolling performances* (Source: Fund Admin)

	YTD	1 month	3 months	1 year	3 years	5 years	10 years	Since
Since	31/12/2025	31/12/2025	31/10/2025	31/01/2025	31/01/2023	29/01/2021	29/01/2016	12/08/1996
Portfolio	5.03%	5.03%	9.10%	26.85%	51.77%	64.51%	130.00%	1,167.62%
Comparative benchmark	0.66%	0.66%	2.04%	8.83%	31.37%	46.66%	92.87%	-
Comparative Spread	4.38%	4.38%	7.06%	18.02%	20.40%	17.84%	37.13%	-

Calendar year performance* (Source: Fund Admin)

	2025	2024	2023	2022	2021	2020	2019	2018	2017	2016
Portfolio	25.70%	9.64%	12.14%	-8.85%	9.63%	5.05%	18.62%	-9.75%	11.09%	8.95%
Comparative benchmark	8.92%	9.99%	9.80%	6.61%	4.13%	4.78%	6.56%	6.58%	5.41%	4.87%
Comparative Spread	16.79%	-0.34%	2.34%	-15.47%	5.50%	0.27%	12.05%	-16.33%	5.68%	4.08%

* Source: Fund Admin. The above results pertain to full 12-month period per calendar year. All performances are calculated net income reinvested and net of all charges taken by the Sub-Fund and expressed with the round-off superior. The value of investments may vary upwards or downwards according to market conditions.

Sub-Fund Statistics (Source: Amundi)

Total portfolio holdings	131
Dividend Yield	1.79

Risk analysis (rolling) (Source: Fund Admin)

	1 year	3 years	5 years	10 years
Portfolio volatility	12.10%	10.65%	11.66%	12.78%
Sharpe ratio	1.82	0.95	0.59	0.50

* Volatility is a statistical indicator that measures an asset's variations around its average value. For example, market variations of +/- 1.5% per day correspond to a volatility of 25% per year. The higher the volatility, the higher the risk.

Performance analytics (Source: Fund Admin)

	Inception to date
Maximum drawdown	-38.55%
Recovery period (days)	608
Worst month	10/2008
Lowest return	-12.65%
Best month	04/2020
Highest return	9.91%

DIVERSIFIED



Matthew McLennan
Co-Head of Global Value Team



Manish Gupta
Portfolio manager



Julien Albertini
Portfolio Manager and Deputy Head of Global Value

Management commentary

January Highlights

- The First Eagle Amundi International Fund returned +5.03% in January (USD, AUC share class).
- Energy, Industrials and Communication Services were the largest contributors to returns.
- Consumer Discretionary was the only detractor.
- Gold-related securities contributed to positive absolute returns

Month-End Market Review

Global equity markets started the year strong in January despite heightened geopolitical tensions as the US captured the president of Venezuela and traditional Western alliances became strained over President Trump's bid to acquire Greenland. Non-US markets continued to outperform the US with a 5.2% gain in the MSCI EAFE Index compared to a 2.2% increase in the MSCI World Index and a 1.5% return in the S&P 500 Index. Macroeconomic indicators in the US continued to suggest resilience with better-than-expected unemployment and retail sales and lower-than-expected inflation. Eurozone GDP growth also surprised to the upside. By style factor, value stocks continued to outperform growth in both the US and non-US markets, and US small caps outperformed US large caps. The US Treasury yield steepened during the month as longer maturity yields increased. Global bond markets also outperformed US fixed income as the Bloomberg Global Aggregate Index gained 0.9% while the Bloomberg US Aggregate Bond Index inched up 0.1%. The US Dollar Index was down 1.3% while gold bullion was up 13.3%.

Source: First Eagle Investments, FactSet, Bloomberg as of end of January 2026

First Eagle Amundi International Fund (FEAIF) Portfolio & Attribution

FEAIF returned 5.03% in January (USD, AUC share class). Our equity holdings contributed to performance, and gold-related securities also contributed. Energy, industrials and communication services were the largest contributors among equity sectors, while consumer discretionary was the only detractor and healthcare also lagged. Among individual positions, the Fund's top contributors included Samsung Electronics, SLB, C.H. Robinson, Alphabet and Meta Platforms. The largest detractors included Oracle, Salesforce, LVMH, Workday and Compagnie Financière Richemont. We established new equity positions in a North American financial company and a North American communication services company. We exited our position in F&G Annuities & Life during the month after acquiring shares of F&G Annuities & Life Inc. in December 2025 following Fidelity National Financial's (FNF) approval of a special stock distribution to its shareholders and the team was not interested in the name.

Portfolio Breakdown (Source: Amundi group)

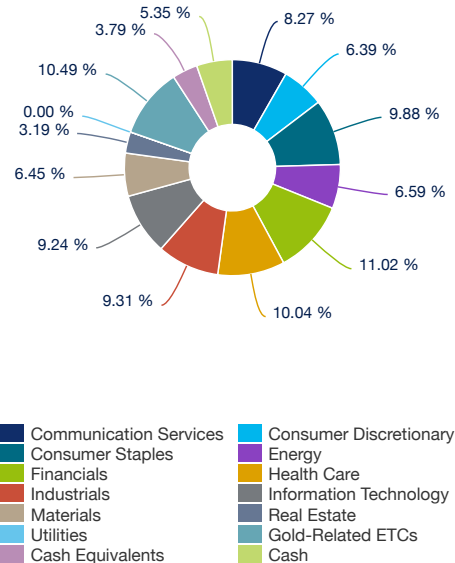
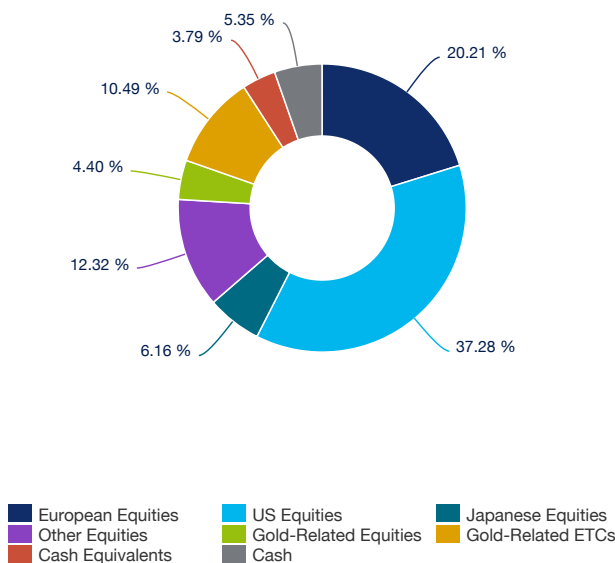
Main equity issuers in portfolio (Source: Amundi)

	Exposure		
Alphabet	2.83%	C.H. Robinson Worldwide	1.53%
Meta Platforms	2.24%	Oracle	1.36%
Shell	2.22%	Elevance Health	1.36%
Becton Dickinson	2.16%	Prosus N.V.	1.31%
HCA Healthcare	1.68%	SLB	1.29%

The fund is actively managed; sector allocations will vary over periods and do not reflect a commitment to an investment policy or sector.

Asset breakdown (source: Amundi)

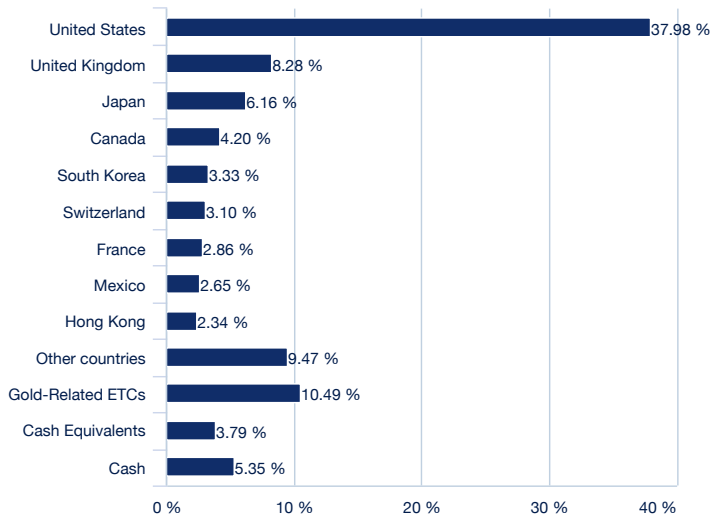
Sector breakdown (Source: Amundi)



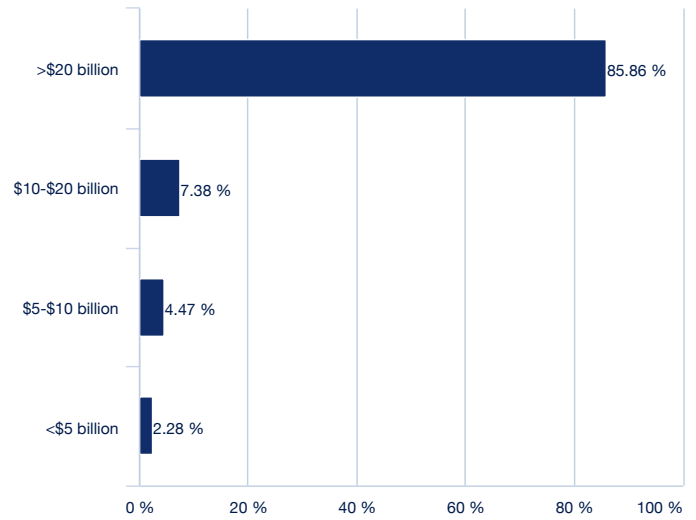
DIVERSIFIED

Portfolio Breakdown (Source: Amundi group)

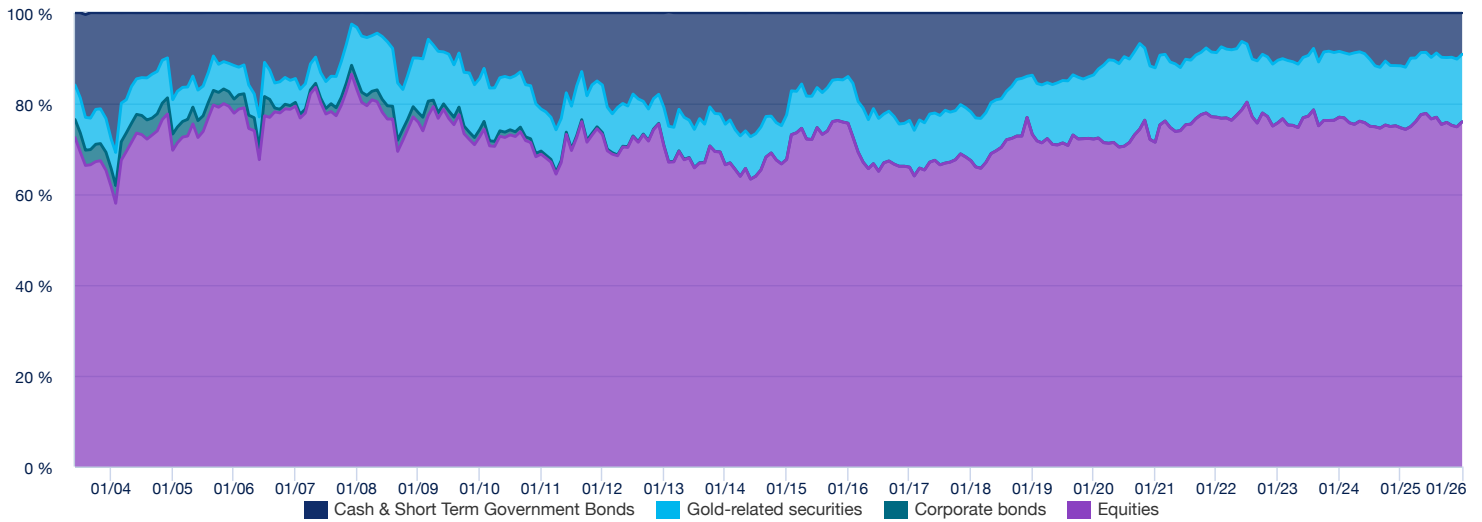
Geographical breakdown (Source: Amundi)



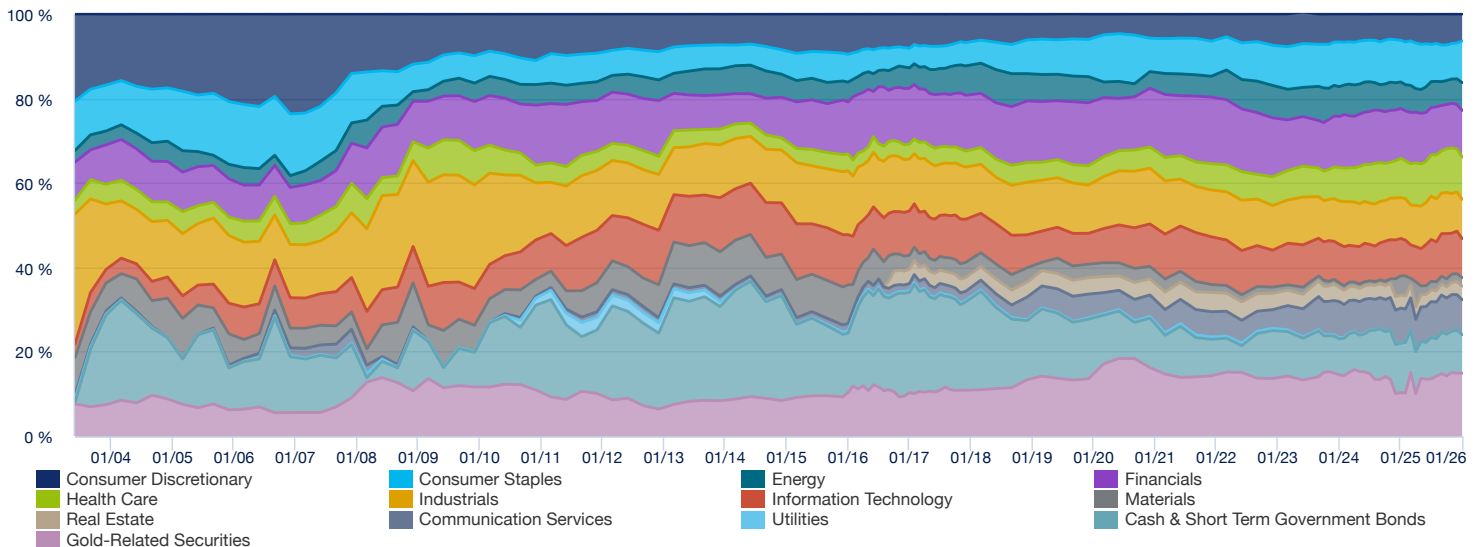
Breakdown by market capitalisation (Source: Amundi)



Portfolio breakdown - Asset evolution (Source: Amundi)



Portfolio breakdown - Sector evolution (Source: Amundi)



DIVERSIFIED ■

Information (Source: Amundi)

Fund structure	SICAV under Luxembourg law
Management Company	Amundi Luxembourg SA
Fund manager	First Eagle Investment Management
Custodian	SOCIETE GENERALE LUXEMBOURG
Sub-fund launch date	12/08/1996
Share-class inception date	12/08/1996
Sub-fund reference currency	USD
Share-class reference currency	USD
Other subscription/redemption currencies	EUR
Type of shares	Accumulation
ISIN code	LU0068578508
Reuters code	LP60065746
Bloomberg code	SOCGISD LX
Minimum first subscription / subsequent	1 thousandth(s) of (a) share(s) / 1 thousandth(s) of (a) share(s)
Frequency of NAV calculation	Daily
Dealing times	Orders received each day D day before 2pm CET
Entry charge (maximum)	5.00%
Max. direct annual management fees (taxes incl.)	2.00% IAT
Performance fees	Yes
Exit charge (maximum)	0.00%
Management fees and other administrative or operating costs	2.26%
Transaction costs	0.01%
Conversion charge	0.00 %
Minimum recommended investment period	> 5 years

The costs information in this report may not be exhaustive and the Fund may incur other expenses. For further information on costs, charges and other expenses, please refer to the Prospectus and the PRIIPS KID available at Amundi.com.

© 2026 Morningstar. All Rights Reserved. The information, data, analyses and opinions ("Information") contained herein: (1) include the proprietary information of Morningstar and Morningstar's third party licensors; (2) may not be copied or redistributed except as specifically authorised; (3) do not constitute investment advice; (4) are provided solely for informational purposes; (5) are not warranted to be complete, accurate or timely; and (6) may be drawn from fund data published on various dates. Morningstar is not responsible for any trading decisions, damages or other losses related to the Information or its use. Please verify all of the Information before using it and don't make any investment decision except upon the advice of a professional financial adviser. Past performance is no guarantee of future results. The value and income derived from investments may go down as well as up.

DIVERSIFIED ■

Important information

This document contains information about FIRST EAGLE AMUNDI INTERNATIONAL FUND (the "Sub-Fund"), sub-fund of First Eagle Amundi (the "SICAV"). The SICAV is an undertaking for collective investment in transferable securities existing under Part I of the Luxembourg law of 17 December 2010, organised as a société d'investissement à capital variable and registered with the Luxembourg Trade and Companies Register under number B55.838. The SICAV has its registered office at 16, Boulevard Royal, L-2449 Luxembourg. First Eagle Amundi has been authorised for public sale by the Commission de Surveillance du Secteur Financier in Luxembourg. Not all sub-funds of the SICAV (the «Sub-Funds») will necessarily be registered or authorized for sale in all jurisdictions or be available to all investors. Subscriptions in the Sub-Funds will only be accepted on the basis of the Sub-Fund's Key Investor Information Document (KIID) and the SICAV's latest prospectus, its latest annual and semi-annual reports and its articles of incorporation that may be obtained, free of charge, at the registered office of the SICAV or respectively at that of the representative agent duly authorized and agreed by the relevant authority of each relevant concerned jurisdiction. Consideration should be given to whether the risks attached to an investment in the Sub-Funds are suitable for prospective investors who should ensure that they fully understand the contents of this document. A professional advisor should be consulted to determine whether an investment in the Sub-Funds is suitable. The value of, and any income from, an investment in the Sub-Funds can decrease as well as increase. The Sub-Funds have no guaranteed performance. Further, past performance is not a guarantee or a reliable indicator for current or future performance and returns. The performance data do not take into account the commissions and costs incurred on the issue and redemption of units. This document does not constitute an offer to buy nor a solicitation to sell in any country where it might be considered as unlawful, nor does it constitute public advertising or investment advice. The source of the data contained in this document is Amundi unless otherwise stated. The date of the data in this document is that indicated at the top of the document, unless otherwise stated.