



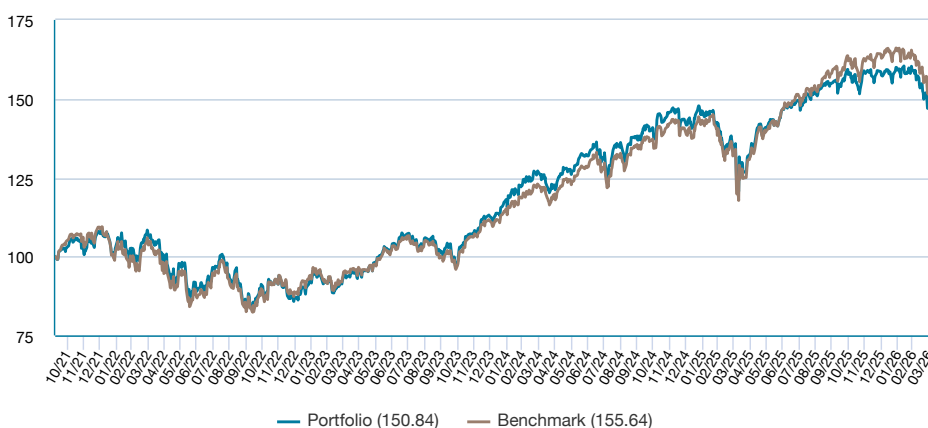
Strategy & Investment Policy

Objective: The sub-fund's investment objective is to provide long-term capital growth by investing in a concentrated portfolio of US companies. The sub-fund aims to outperform its benchmark, S&P 500 Index (Total return net of 30% withholding tax), over a full market cycle (three to five years). The sub-fund will mainly invest in equities of companies that are based in, or do most of their business, in the United States of America.

Benchmark: S&P 500 Index (Total return net of 30% withholding tax). The sub-fund is actively managed by reference to and seeks to outperform the benchmark. The sub-fund is mainly exposed to the issuers of the benchmark, however, the management of the sub-fund is discretionary, and will be exposed to issuers not included in the benchmark. The sub-fund monitors risk exposure in relation to the benchmark however the extent of deviation from the benchmark is expected to be significant.

Management Process: The investment process utilizes a fundamental bottom-up security selection process to build a concentrated and high conviction portfolio that seeks to identify the most attractive investment ideas across the value and growth investment universes. The sub-fund may use derivatives for hedging purposes.

Performance (Source: Fund Admin) - Past performance does not predict future returns



Cumulative returns* (Source: Fund Admin)

	YTD	1 month	3 months	1 year	3 years	5 years	Inception
Since	31/12/2025	27/02/2026	31/12/2025	31/03/2025	31/03/2023	-	08/10/2021
Portfolio	-4.16%	-5.01%	-4.16%	12.38%	59.75%	-	50.84%
Benchmark	-4.42%	-5.01%	-4.42%	17.36%	63.57%	-	55.64%

Calendar year performance* (Source: Fund Admin)

	2025	2024	2023	2022	2021
Portfolio	11.11%	25.57%	29.60%	-18.82%	-
Benchmark	17.43%	24.50%	25.67%	-18.51%	-

* Source: Fund Admin. The above results pertain to full 12-month period per calendar year. All performances are calculated net income reinvested and net of all charges taken by the Sub-Fund and expressed with the round-off superior. The value of investments may vary upwards or downwards according to market conditions.

Risk Indicator (Source : Fund Admin)



The SRI represents the risk and return profile as presented in the Key Information Document (KID). The lowest category does not imply that there is no risk. The SRI is not guaranteed and may change over time. The risk indicator assumes you keep the product for 5 years. The summary risk indicator is a guide to the level of risk of this product compared to other products. It shows how likely it is that the product will lose money because of movement in the markets or because we are not able to

Possible Risks

Investors should be aware that all investments involve risks. The main risks associated with this fund include Concentration, Equity, Small and mid Cap stock, Market and Operational. These and other risks could cause the fund to lose money, to perform less well than similar investments, to experience fluctuation in NAV, or to fail to meet its objective over any period of time. **Please refer to the Fund Prospectus and PRIIPs KID before making any final investment decision.**

SFDR Classification





Meet the team



Jonathan Simon
 Co-Portfolio Manager
 ▶ 43 years' Investment experience



Felise Agranoff
 Co-Portfolio Manager
 ▶ 20 years' Investment experience

Portfolio structure (Source: Fund Admin)

Portfolio Analysis (Source: Fund Admin)

Total Number of Holdings	40
Assets in Top 10 Holdings	41.68%

Asset Allocation (Source: Fund Admin)

	Portfolio	Benchmark
Equities	98.89%	100%
Money Market	1.11%	-
Total	100%	100%

Top ten issuers (Source: Fund Admin)

	Portfolio	Benchmark
NVIDIA CORP	7.73%	7.39%
ALPHABET INC	4.94%	5.28%
APPLE INC	4.48%	6.67%
AMAZON COM INC	3.94%	3.61%
MICROSOFT CORP	3.71%	4.91%
LOEWS CORP	3.55%	0.03%
JOHNSON & JOHNSON	3.48%	1.08%
KINDER MORGAN INC	3.41%	0.12%
EXXON MOBIL CORP	3.23%	1.32%
ANALOG DEVICES INC	3.22%	0.27%
Total	41.68%	30.68%

Market Capitalisation exposure (Source: Fund Admin)

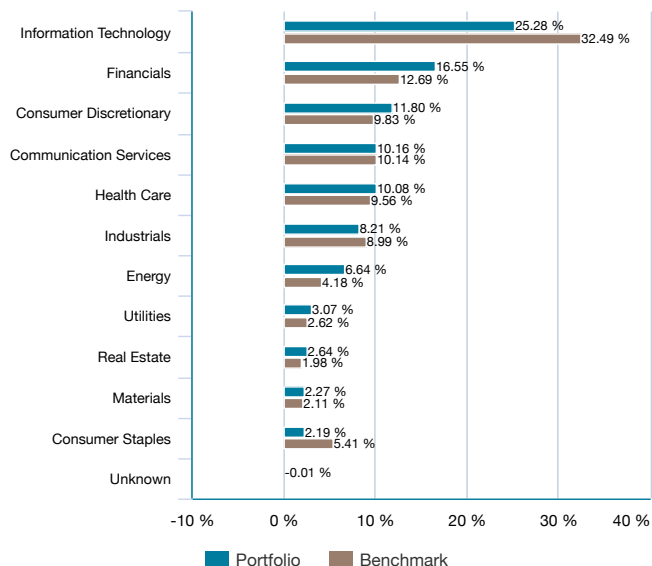
	Portfolio	Benchmark
Large Cap	98.89%	99.67%
Mid Cap	-	0.33%
Small Cap	-0.01%	-
Total	98.88%	100%

Currency exposure (Source: Fund Admin)

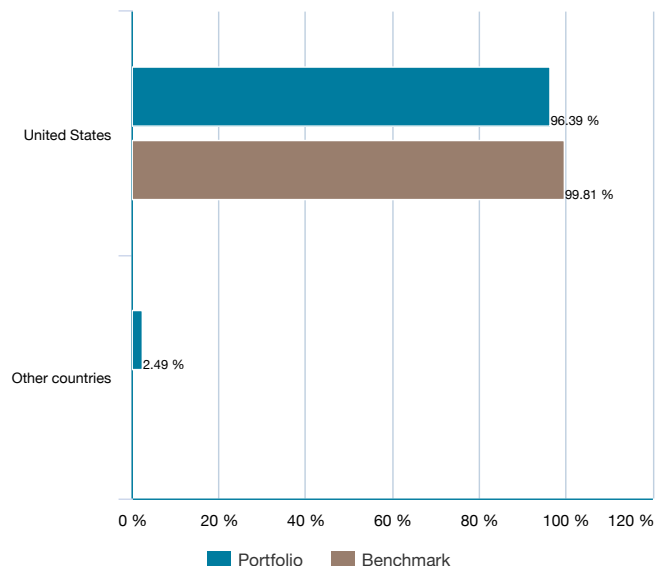
	Portfolio	Benchmark
EUR	0.61%	-
USD	97.42%	100%
CAD	1.97%	-
Total	100%	100%



Sector / industry exposure (Source: Fund Admin)



Geographic exposure (Source: Fund Admin)



Top underweight positions (% assets, source: Fund Admin)

	Portfolio	Benchmark
APPLE INC	4.48%	6.67%
JPMORGAN CHASE & CO	-	1.41%
ELI LILLY & CO	-	1.29%
MICROSOFT CORP	3.71%	4.91%
WALMART INC	-	1.00%
VISA INC	-	0.93%
COSTCO WHOLESALE CORP	-	0.81%
CHEVRON CORP	-	0.73%
ABBVIE INC	-	0.69%
MICRON TECHNOLOGY INC	-	0.67%
Total	8.19%	19.10%

Top overweight positions (% assets, source: Fund Admin)

	Portfolio	Benchmark
LOEWS CORP	3.55%	0.03%
KINDER MORGAN INC	3.41%	0.12%
ANALOG DEVICES INC	3.22%	0.27%
NEXTERA ENERGY INC	3.07%	0.35%
MORGAN STANLEY	2.95%	0.35%
M&T BANK CORP	2.61%	0.06%
CAPITAL ONE FINANCIAL CORP	2.72%	0.20%
HCA HEALTHCARE INC	2.64%	0.13%
MCDONALD S CORP	2.87%	0.40%
JOHNSON & JOHNSON	3.48%	1.08%
Total	30.52%	3.01%

Portfolio Analysis (Source: Fund Admin)

Risk analysis (rolling) (Source: Fund Admin)

	1 year	3 years	5 years
Portfolio volatility	16.05%	14.15%	-
Benchmark volatility	16.74%	14.03%	-
Sharpe ratio	0.37	0.77	-
Ex-post Tracking Error	2.54%	2.54%	-
Portfolio Information ratio	-1.97	-0.38	-
Beta	0.95	0.99	-

* Volatility is a statistical indicator that measures an asset's variations around its average value. For example, market variations of +/- 1.5% per day correspond to a volatility of 25% per year. The higher the volatility, the higher the risk.

The Sharpe Ratio is a statistical indicator which measures the portfolio performance compared to a risk-free placement

The Tracking Error indicator measures the performance's difference between the fund and the benchmark

**Information (Source: Amundi)**

Sub-fund name	FCH JPMorgan US Equity Focus
Sub-fund reference currency	USD
Benchmark	S&P 500
Morningstar Category ©	–
SFDR Classification	Article 8
Class	FCH JPMorgan US Equity Focus - A USD
Share-class inception date	08/10/2021
Share-class reference currency	USD
Type of shares	Accumulation
ISIN code	LU2351336529
Bloomberg code	FJPUADC LX
Reuters code	-
Fund structure	SICAV under Luxembourg law
UCITS compliant	UCITS
Management Company	Amundi Luxembourg SA
Fund manager	JP MORGAN INVESTMENT MANAGEMENT INC
Custodian	SOCIETE GENERALE LUXEMBOURG
Administrator	SOCIETE GENERALE LUXEMBOURG
Independent auditor	PRICEWATERHOUSECOOPERS LUXEMBOURG
Frequency of NAV calculation	Daily
Minimum recommended investment period	5 years
Current/Forward price	Forward pricing D 2pm CET
Cut off time	D
Minimum first subscription	1 thousandth(s) of (a) share(s)
Registered country	Belgium Spain France Luxembourg Singapore Switzerland



Important information

Issued by Amundi Asset Management SAS. FCH JPMorgan US Equity Focus (the "Sub-Fund"), sub-fund of Fund Channel Investment Partners (the "SICAV") organised under the laws of the Grand Duchy of Luxembourg and is regulated by the Commission de Surveillance du Secteur Financier ("CSSF").

This is a marketing communication. Please refer to the prospectus / information document and to the KIID before making any final investment decisions

This material is for information purposes only, is not a recommendation, financial analysis or advice, and does not constitute a solicitation, invitation or offer to purchase or sell the Fund in any jurisdiction where such offer, solicitation or invitation would be unlawful.

This information is not for distribution and does not constitute an offer to sell or the solicitation of any offer to buy any securities or services in the United States or in any of its territories or possessions subject to its jurisdiction to or for the benefit of any U.S. Person (as defined in the prospectus of the Fund). The Fund have not been registered in the United States under the Investment Company Act of 1940 and units of the Funds are not registered in the United States under the Securities Act of 1933. Accordingly, this material is for distribution or to be used solely in jurisdictions where it is permitted and to persons who may receive it without breaching applicable legal or regulatory requirements, or that would require the registration of Amundi or its affiliates in these countries.

Please note that the management company may de-notify arrangements made for marketing as regards units/shares of the Fund in a Member State of the EU in respect of which it has made a notification.

Investment involves risk. The decision of an investor to invest in the Funds should take into account all the characteristics or objectives of the Funds. **Past performance does not predict future results.** Investment return and the principal value of an investment in the Fund may go up or down and may result in the loss of the amount originally invested. All investors should seek professional advice prior to any investment decision, in order to determine the risks associated with the investment and its suitability. It is the responsibility of investors to read the legal documents in force in particular the current prospectus of the Fund. Subscriptions in the Fund will only be accepted on the basis of their latest prospectus and/or, as applicable, the Key Investor Information Document ("KIID") available in local language in EU countries of registration. A summary of information about investors rights' and collective redress mechanisms can be found in English on the regulatory page at <https://about.amundi.com/Metanav-Footer/Footer/Quick-Links/Legal-documentation>.

Information on sustainability-related aspects can be found at <https://about.amundi.com/Metanav-Footer/Footer/Quick-Links/Legal-documentation>. More product-specific information can be found on the website: <https://www.amundi.lu/amundi-funds>.

The information in this document is as at the date shown at the top of the document, except where otherwise stated.

Luxembourg: The prospectus of the Fund, along with the Key Investor Information Document (as applicable), the current annual and semi-annual report, can be obtained, free of charge, at Amundi Luxembourg S.A., 5 Allée Scheffer, L-2520 Luxembourg or at www.amundi.lu

Belgium: The prospectus of the Fund, along with the Key Investor Information Document (as applicable), the current annual and semi-annual report, can be obtained, free of charge, at Amundi Luxembourg S.A., 5 Allée Scheffer, L-2520 Luxembourg or at www.amundi.be

France: The prospectus of the Fund, along with the Key Investor Information Document (as applicable), the current annual and semi-annual report, can be obtained, free of charge, at Amundi Luxembourg S.A., 5 Allée Scheffer, L-2520 Luxembourg or at www.amundi.fr, or at www.amundi.lu, or at the centralising correspondence for Fund Channel Investment Partners: CACEIS Bank, 89-91 rue Gabriel Péri 92120 Montrouge France.

Italy: The prospectus of the Fund, along with the Key Investor Information Document, the current annual and semi-annual report, can be obtained, free of charge, at Amundi Luxembourg S.A., 5 Allée Scheffer, L-2520 Luxembourg or at www.amundi.lu and at www.amundi.it

Singapore: The prospectus of the Fund, along with the Product Highlight Sheet, the current annual and semi-annual report, can be obtained, free of charge, at Amundi Luxembourg S.A., 5 Allée Scheffer, L-2520 Luxembourg or at www.amundi.com.sg

Switzerland: The Representative and Paying Agent for Funds registered for public offer in Switzerland are, in respect of Fund Channel Investment Partners: Representative – CACEIS (Switzerland) SA and Paying Agent - CACEIS Bank, Nyon Branch both at 35 Route de Signy, Case postale 2259, CH-1260 Nyon. Free copies of the prospectus, key investor information documents (as applicable), annual and semi-annual reports, management regulations and other information are available at the representative's address shown above.