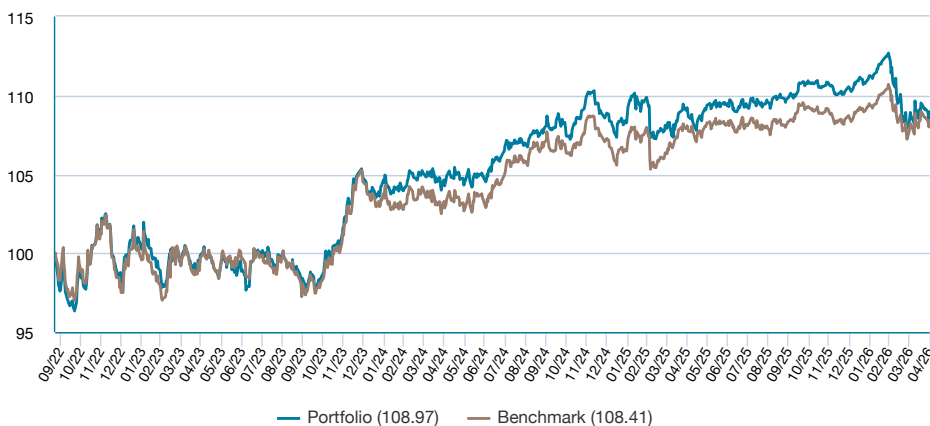




Strategy & Investment Policy

**Objective:** The investment objective of the sub-fund is to target better returns than its benchmark by investing in a portfolio of investment grade-rated fixed income securities.  
**Benchmark:** Bloomberg Euro-Aggregate Index. The sub-fund is actively managed by reference to and seeks to outperform the benchmark.  
**Management Process:** The manager's investment philosophy is based on its belief that financial markets are inefficient and continuously provide new and different investment opportunities. The investment manager believes that these inefficiencies can be identified and exploited through active management based on proprietary research. Please refer to the Fund Prospectus and PRIIPs KID for further information.

Performance (Source: Fund Admin) - Past performance does not predict future returns



Cumulative returns\* (Source: Fund Admin)

	YTD	1 month	3 months	1 year	3 years	5 years	Inception
Since	30/12/2025	31/03/2026	30/01/2026	30/04/2025	28/04/2023	-	22/09/2022
Portfolio	-1.38%	0.41%	-2.06%	-0.23%	9.13%	-	8.97%
Benchmark	-0.18%	0.46%	-0.91%	0.30%	8.77%	-	8.41%

Calendar year performance\* (Source: Fund Admin)

	2025	2024	2023	2022	2021
Portfolio	1.49%	3.90%	6.77%	-	-
Benchmark	1.25%	2.63%	7.19%	-	-

\* Source: Fund Admin. The above results pertain to full 12-month period per calendar year. All performances are calculated net income reinvested and net of all charges taken by the Sub-Fund and expressed with the round-off superior. The value of investments may vary upwards or downwards according to market conditions.

Risk Indicator (Source : Fund Admin)



The SRI represents the risk and return profile as presented in the Key Information Document (KID). The lowest category does not imply that there is no risk. The SRI is not guaranteed and may change over time. The risk indicator assumes you keep the product for 5 years. The summary risk indicator is a guide to the level of risk of this product compared to other products. It shows how likely it is that the product will lose money because of movement in the markets or because we are not able to pay you.

Possible Risks

Investors should be aware that all investments involve risks. The main risks associated with this fund include Credit, Derivatives, hedging, high yield, liquidity, market, operational, volatility, leverage, Contingent convertible bonds. These and other risks could cause the fund to lose money, to perform less well than similar investments, to experience fluctuation in NAV, or to fail to meet its objective over any period of time. **Please refer to the Fund Prospectus and PRIIPs KID before making any final investment decision.**

SFDR Classification





Meet the team



**Marc Dowding**  
 CIO  
 ▶ 28 years' Investment experience



**Kaspar Hense**  
 Senior Portfolio Manager  
 ▶ 17 years' Investment experience



**Neil Mehta**  
 Portfolio Manager  
 ▶ 11 years' Investment experience

Portfolio structure (Source: Fund Admin)

Asset Allocation (Source: Fund Admin)

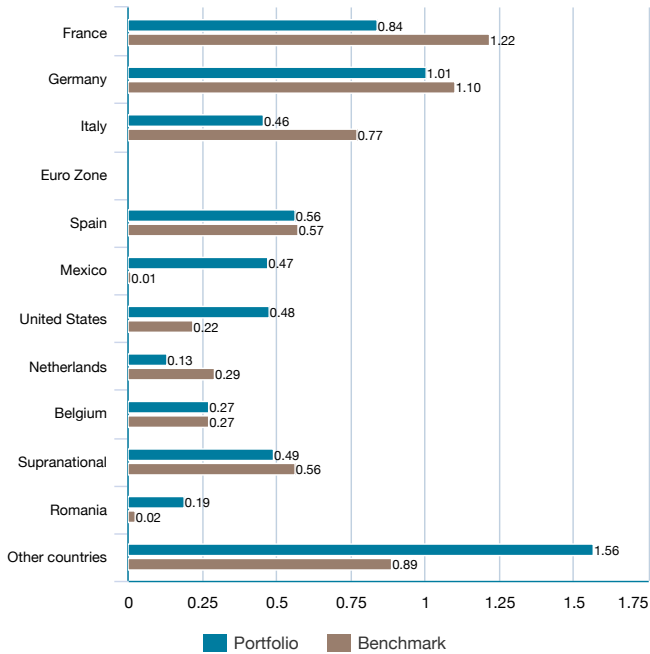
	Portfolio	Benchmark
Bond	98.92%	99.80%
Money Market	1.42%	-
Other	-0.34%	0.20%
<b>Total</b>	<b>100%</b>	<b>100%</b>

Currency exposure (Source: Fund Admin)

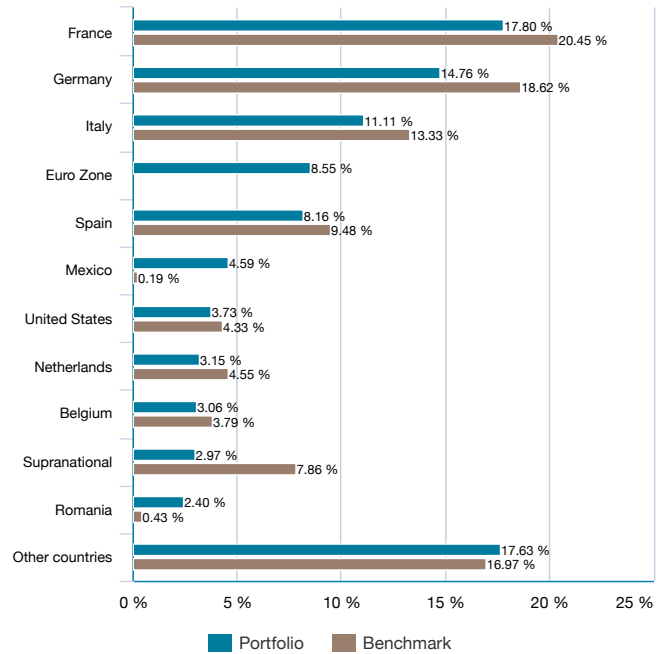
	Portfolio	Benchmark
EUR	100.62%	100%
USD	-2.50%	-
CAD	0.99%	-
JPY	1.55%	-
GBP	-3.20%	-
Others	2.53%	-
<b>Total</b>	<b>100%</b>	<b>100%</b>

Geographic exposure (Source: Fund Admin)

By modified duration (Source: Fund Admin)



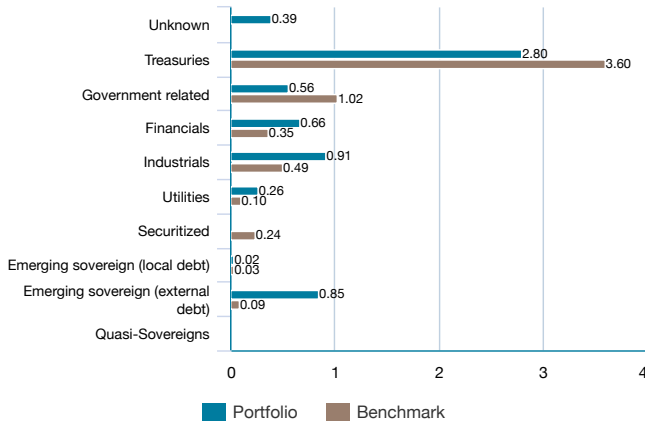
% of assets (Source: Fund Admin)



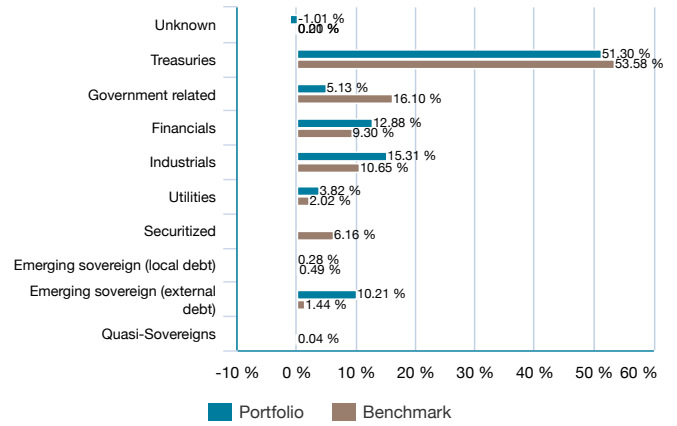


Issuer / Sector positioning (Source: Fund Admin)

By modified duration (Source: Fund Admin)

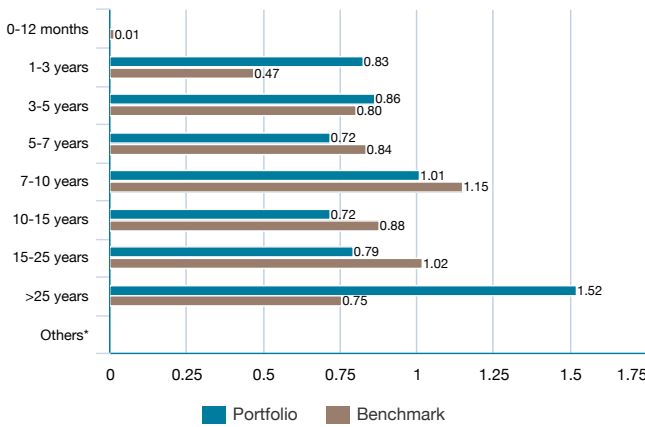


% of assets (Source: Fund Admin)

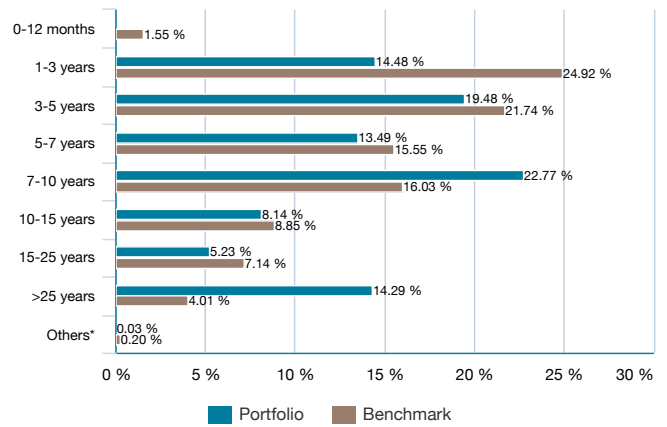


Maturity profile (Source: Fund Admin)

By modified duration (Source: Fund Admin)

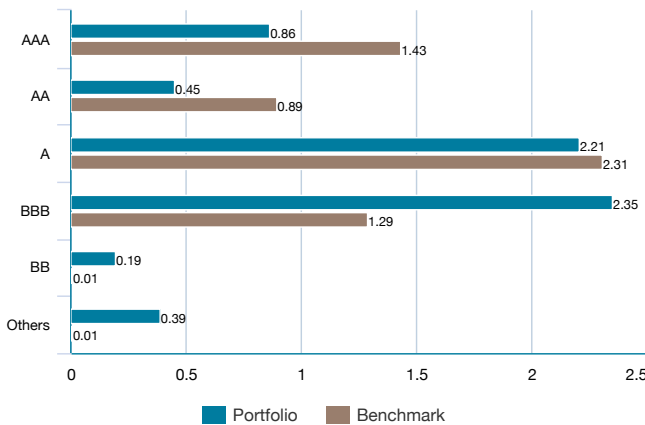


% of assets (Source: Fund Admin)

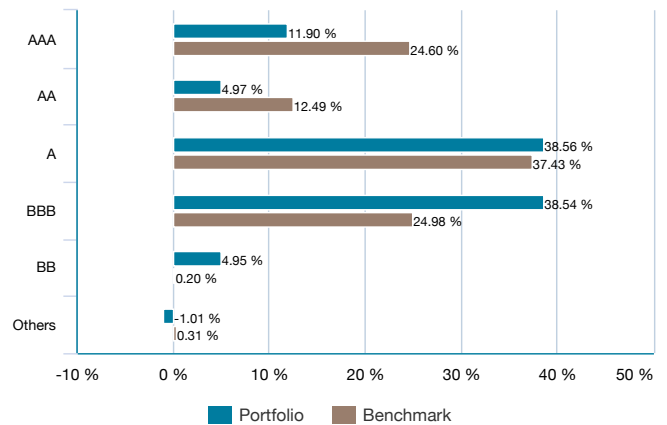


Bond rating allocation (Source: Fund Admin)

By modified duration (Source: Fund Admin)



% of assets (Source: Fund Admin)





Portfolio Analysis (Source: Fund Admin)

Sub-Fund Statistics (Source: Fund Admin)

	Portfolio	Benchmark
Modified Duration	6.45	5.93
Average rating	BBB+	A
Spread duration	6.33	5.22
Number of Lines	276	8474
Interest rate Sensitivity	8.02	5.93
Credit exposure	6.72	5.22
Yield To Maturity	3.72%	3.38%

Performance analytics (Source: Fund Admin)

	Inception to date
Maximum drawdown	-4.76%
Recovery period (days)	47
Worst month	03/2026
Lowest return	-3.69%
Best month	12/2023
Highest return	3.16%

Risk analysis (rolling) (Source: Fund Admin)

	1 year	3 years	5 years
Portfolio volatility	3.29%	4.14%	-
Benchmark volatility	2.85%	4.07%	-
Sharpe ratio	-0.65	-0.01	-
Ex-post Tracking Error	1.47%	1.44%	-
Portfolio Information ratio	-0.47	0.08	-
Beta	1.02	0.96	-

\* Volatility is a statistical indicator that measures an asset's variations around its average value. For example, market variations of +/- 1.5% per day correspond to a volatility of 25% per year. The higher the volatility, the higher the risk.

The Sharpe Ratio is a statistical indicator which measures the portfolio performance compared to a risk-free placement

The Tracking Error indicator measures the performance's difference between the fund and the benchmark

Overweight / Underweight positions (Source: Fund Admin)

	Relative (Portfolio - Benchmark)
<b>Main overweights</b>	<b>24.05%</b>
Telecom/Techno	1.75%
Banking SNP	1.90%
Utilities	2.46%
Banking AT1	3.23%
Sovereign ex-EMU	14.72%
<b>Main underweights</b>	<b>-23.22%</b>
Sovereign EMU	-8.57%
Agencies	-6.60%
Supranationals	-4.89%
Others Covered	-1.58%
Foncière	-1.58%



	Sector	Portfolio	Benchmark	MD (Portfolio)	MD (Benchmark)
<b>Sovereigns</b>	-	<b>61.65%</b>	<b>55.51%</b>	<b>5.06</b>	<b>3.72</b>
FRANCE	Sovereign EMU	11.16%	12.84%	0.66	0.87
ITALIAN REPUBLIC	Sovereign EMU	10.11%	11.73%	0.58	0.71
FEDERAL REPUBLIC OF GERMANY	Sovereign EMU	8.43%	10.19%	1.00	0.69
SPAIN (KINGDOM OF )	Sovereign EMU	7.04%	7.74%	0.50	0.50
UNITED MEXICAN STATES	Sovereign ex-EMU	4.60%	0.18%	0.47	0.01
JAPAN	Sovereign ex-EMU	3.63%	-	0.72	-
ROMANIA	Sovereign ex-EMU	2.40%	0.40%	0.19	0.02
ICELAND (REPUBLIC OF)	Sovereign ex-EMU	2.38%	0.01%	0.17	0.00
HELLENIC REPUBLIC	Sovereign EMU	2.23%	0.58%	0.20	0.04
BELGIUM	Sovereign EMU	2.08%	2.74%	0.19	0.21
REPUBLIC OF AUSTRIA	Sovereign EMU	1.98%	1.97%	0.06	0.15
REPUBLIC OF POLAND	Sovereign ex-EMU	1.70%	0.20%	0.07	0.01
KINGDOM OF THE NETHERLANDS	Sovereign EMU	1.55%	2.19%	0.03	0.17
CHILE	Sovereign ex-EMU	1.50%	0.10%	0.12	0.01
SLOVAK REPUBLIC	Sovereign EMU	0.59%	0.43%	0.07	0.03
<b>Non Sovereigns</b>	-	<b>16.35%</b>	<b>7.62%</b>	<b>1.17</b>	<b>0.48</b>
EUROPEAN UNION	Agencies & Supranationals	2.97%	4.23%	0.49	0.34
DEUTSCHE BANK AG	-	2.10%	0.17%	0.08	0.01
KFW-KDT F WDERAUFBAU	Agencies & Supranationals	2.00%	1.59%	0.06	0.06
ELECTRICITE DE FRANCE SA	Industry	1.24%	0.14%	0.10	0.01
BPCE SA	Financials	1.11%	0.22%	0.06	0.01
BNP PARIBAS SA	Financials	0.94%	0.27%	0.02	0.01
MORGAN STANLEY	Financials	0.85%	0.18%	0.06	0.01
CITIGROUP INC	Financials	0.80%	0.08%	0.06	0.00
TOTALENERGIES SE	Industry	0.68%	0.06%	0.04	0.00
VOLKSWAGEN INTL FIN NV	Industry	0.67%	0.15%	0.04	0.01
CREDIT AGRICOLE SA	Financials	0.66%	0.22%	0.04	0.01
UBS GROUP AG	Financials	0.61%	0.15%	0.04	0.01
BARCLAYS PLC	Financials	0.58%	0.09%	0.03	0.00
LSEG NETHERLANDS BV	Financials	0.57%	0.02%	0.02	0.00
MOTABILITY OPERATIONS GRP PLC	Industry	0.55%	0.05%	0.04	0.00

**Information (Source: Amundi)**

Sub-fund name	FCH BlueBay Investment Grade Euro Aggregate Bond
Sub-fund reference currency	EUR
Benchmark	Bloomberg Euro Aggregate (E)
Morningstar Category ©	-
SFDR Classification	Article 8
Class	FCH BlueBay Investment Grade Euro Aggregate Bond - P EUR
Share-class inception date	22/09/2022
Share-class reference currency	EUR
Type of shares	Accumulation
ISIN code	LU2441559791
Bloomberg code	FCEABPC LX
Reuters code	-
Fund structure	SICAV under Luxembourg law
UCITS compliant	UCITS
Management Company	Amundi Luxembourg SA
Fund manager	BlueBay Asset Management LLP
Custodian	SOCIETE GENERALE LUXEMBOURG
Administrator	SOCIETE GENERALE LUXEMBOURG
Independent auditor	PRICEWATERHOUSECOOPERS LUXEMBOURG
Frequency of NAV calculation	Daily
Minimum recommended investment period	5 years
Current/Forward price	Forward pricing D 2pm CET
Cut off time	D
Minimum first subscription	1 thousandth(s) of (a) share(s)
Registered country	Spain France Italy Luxembourg



## Important information

Issued by Amundi Asset Management SAS. FCH BlueBay Investment Grade Euro Aggregate Bond (the "Sub-Fund"), sub-fund of Fund Channel Investment Partners (the "SICAV") organised under the laws of the Grand Duchy of Luxembourg and is regulated by the Commission de Surveillance du Secteur Financier ("CSSF").

This is a marketing communication. Please refer to the prospectus / information document and to the KIID before making any final investment decisions

This material is for information purposes only, is not a recommendation, financial analysis or advice, and does not constitute a solicitation, invitation or offer to purchase or sell the Fund in any jurisdiction where such offer, solicitation or invitation would be unlawful.

This information is not for distribution and does not constitute an offer to sell or the solicitation of any offer to buy any securities or services in the United States or in any of its territories or possessions subject to its jurisdiction to or for the benefit of any U.S. Person (as defined in the prospectus of the Fund). The Fund have not been registered in the United States under the Investment Company Act of 1940 and units of the Funds are not registered in the United States under the Securities Act of 1933. Accordingly, this material is for distribution or to be used solely in jurisdictions where it is permitted and to persons who may receive it without breaching applicable legal or regulatory requirements, or that would require the registration of Amundi or its affiliates in these countries.

Please note that the management company may de-notify arrangements made for marketing as regards units/shares of the Fund in a Member State of the EU in respect of which it has made a notification.

Investment involves risk. The decision of an investor to invest in the Funds should take into account all the characteristics or objectives of the Funds. **Past performance does not predict future results.** Investment return and the principal value of an investment in the Fund may go up or down and may result in the loss of the amount originally invested. All investors should seek professional advice prior to any investment decision, in order to determine the risks associated with the investment and its suitability. It is the responsibility of investors to read the legal documents in force in particular the current prospectus of the Fund. Subscriptions in the Fund will only be accepted on the basis of their latest prospectus and/or, as applicable, the Key Investor Information Document ("KIID") available in local language in EU countries of registration. A summary of information about investors rights' and collective redress mechanisms can be found in English on the regulatory page at <https://about.amundi.com/Metanav-Footer/Footer/Quick-Links/Legal-documentation>.

Information on sustainability-related aspects can be found at <https://about.amundi.com/Metanav-Footer/Footer/Quick-Links/Legal-documentation>. More product-specific information can be found on the website: <https://www.amundi.lu/amundi-funds>.

The information in this document is as at the date shown at the top of the document, except where otherwise stated.

**Luxembourg:** The prospectus of the Fund, along with the Key Investor Information Document (as applicable), the current annual and semi-annual report, can be obtained, free of charge, at Amundi Luxembourg S.A., 5 Allée Scheffer, L-2520 Luxembourg or at [www.amundi.lu](http://www.amundi.lu)

**Belgium:** The prospectus of the Fund, along with the Key Investor Information Document (as applicable), the current annual and semi-annual report, can be obtained, free of charge, at Amundi Luxembourg S.A., 5 Allée Scheffer, L-2520 Luxembourg or at [www.amundi.be](http://www.amundi.be)

**France:** The prospectus of the Fund, along with the Key Investor Information Document (as applicable), the current annual and semi-annual report, can be obtained, free of charge, at Amundi Luxembourg S.A., 5 Allée Scheffer, L-2520 Luxembourg or at [www.amundi.fr](http://www.amundi.fr), or at [www.amundi.lu](http://www.amundi.lu), or at the centralising correspondence for Fund Channel Investment Partners: CACEIS Bank, 89-91 rue Gabriel Péri 92120 Montrouge France.

**Italy:** The prospectus of the Fund, along with the Key Investor Information Document, the current annual and semi-annual report, can be obtained, free of charge, at Amundi Luxembourg S.A., 5 Allée Scheffer, L-2520 Luxembourg or at [www.amundi.lu](http://www.amundi.lu) and at [www.amundi.it](http://www.amundi.it)

**Singapore:** The prospectus of the Fund, along with the Product Highlight Sheet, the current annual and semi-annual report, can be obtained, free of charge, at Amundi Luxembourg S.A., 5 Allée Scheffer, L-2520 Luxembourg or at [www.amundi.com.sg](http://www.amundi.com.sg)

**Switzerland:** The Representative and Paying Agent for Funds registered for public offer in Switzerland are, in respect of Fund Channel Investment Partners: Representative – CACEIS (Switzerland) SA and Paying Agent - CACEIS Bank, Nyon Branch both at 35 Route de Signy, Case postale 2259, CH-1260 Nyon. Free copies of the prospectus, key investor information documents (as applicable), annual and semi-annual reports, management regulations and other information are available at the representative's address shown above.