

AMUNDI FUNDS CASH USD - A2 USD

FACTSHEET

08/12/2025

STANDARD MONEY MARKET ■

Key Information (Source: Amundi)

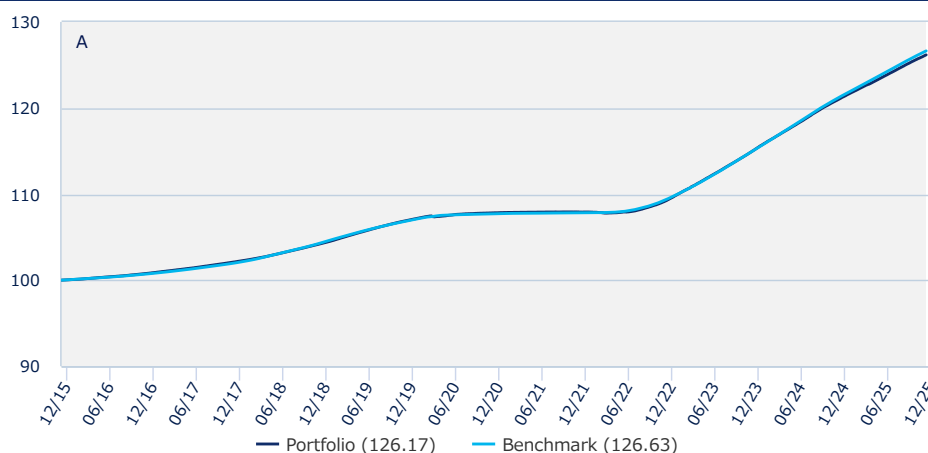
Net Asset Value (NAV) : (A) 127.86 (USD)
(D) 105.07 (USD)
NAV and AUM as of : 08/12/2025
Assets Under Management (AUM) : 4,937.50 (million USD)
ISIN code : (A) LU0568621618
(D) LU0568621709
Benchmark : Compounded Effective Federal Funds Rate
Money Market NAV Type : Variable NAV

Objective and Investment Policy

The Sub-Fund is a financial product that promotes ESG characteristics pursuant to Article 8 of the Disclosure Regulation. To offer returns in line with money markets rates. The Sub-Fund invests at least 67% of assets in money market instruments. The Sub-Fund maintains within its portfolio a WAM of 90 days or less. The Sub-Fund does not invest more than 30% of assets in transferable securities and money market instruments issued or guaranteed by any nation, public local authority within the EU, or an international body to which at least one EU member belongs. The Sub-Fund may invest up to 10% of assets in units/shares of other MMFs. The Sub-Fund may use derivatives for hedging purposes. **Benchmark** : The Sub-Fund is actively managed and seeks to achieve a stable performance in line with the Compounded Effective Federal Funds Rate Index. The Sub-Fund may use a benchmark a posteriori as an indicator for assessing the Sub-Fund's performance. There are no constraints relative to any such Benchmark restraining portfolio construction. The Sub-Fund has not designated the Benchmark as a reference benchmark for the purpose of the Disclosure Regulation. **Management Process** : The Sub-Fund integrates Sustainability Factors in its investment process as outlined in more detail in section "Sustainable Investment" of the Prospectus. The investment team uses both technical and fundamental analysis, including credit analysis, to select issuers and short term private securities (bottom-up) while constructing a high quality portfolio with a strong focus on liquidity and risk management. The Sub-Fund seeks to achieve an ESG score of its portfolio greater than that of its investment universe.

Non-capital guaranteed fund

Performance evolution (rebased to 100) from 08/12/2015 to 08/12/2025* (Source: Fund Admin)



A : Since the beginning of this period, the sub-fund may invest in a narrower range of assets.

Rolling performances * (Source: Fund Admin)

	YTD	1 week	1 month	3 month	1 Year	3 Years	5 Years	Since
Since	31/12/2024	01/12/2025	07/11/2025	08/09/2025	09/12/2024	08/12/2022	08/12/2020	18/06/1996
Portfolio	4.13%	3.62%	3.74%	3.87%	4.21%	4.91%	3.19%	2.43%
Benchmark	4.34%	3.89%	3.89%	4.05%	4.41%	4.99%	3.29%	2.69%
Spread	-0.20%	-0.27%	-0.15%	-0.17%	-0.20%	-0.08%	-0.10%	-0.26%

Risk Indicator (Source : Fund Admin)



Lower Risk

Higher Risk



The SRI represents the risk and return profile as presented in the Key Information Document (KID). The lowest category does not imply that there is no risk. The SRI is not guaranteed and may change over time. The risk indicator assumes you keep the product for 1 Day to 3 Months.

The summary risk indicator is a guide to the level of risk of this product compared to other products. It shows how likely it is that the product will lose money because of movement in the markets or because we are not able to pay you.

WAM and WAL in days (Source: Amundi)

	WAM	WAL
WAM/WAL	54	137

WAL (Weighted Average Life) : credit duration in days

WAM (Weighted Average Maturity) : modified duration in days

* Source : Amundi. Cumulative returns are calculated on a yearly basis on a 360 days over one period < 1 year and 365 days basis of over one period > 1 year (expressed with the round-off superior). The above results pertain to full 12-month period per calendar year. All performances are calculated net income reinvested and net of all charges taken by the Sub-Fund. Past performance is not a reliable indicator of future performance. The value of investments may vary upwards or downwards according to market conditions.

STANDARD MONEY MARKET ■

Portfolio Breakdown (Source: Amundi group)

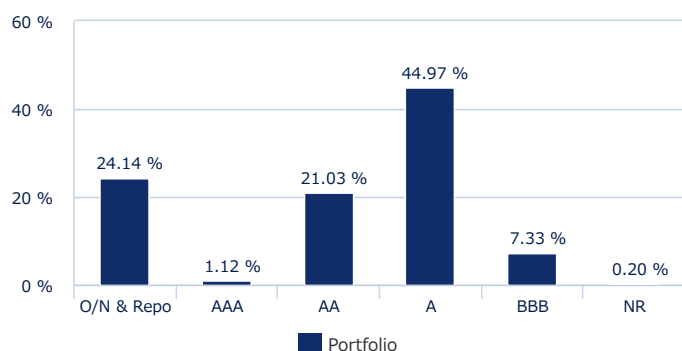
Principal lines in Portfolio (Source: Amundi)

	Portfolio	Maturity	Country	Instrument Group	Counterparty
ENEL FINANCE AMERICA LLC	1.54%	09/01/2026	United States	Money market	-
TELSTRA GROUP LTD	1.20%	27/02/2026	Australia	Money market	-
BANK OF MONTREAL	1.17%	05/06/2026	Canada	Bonds	-
BANCO SANTANDER SA	1.02%	02/07/2026	Spain	Money market	-
NORDEA BANK ABP	1.02%	10/02/2026	Finland	Money market	-
LLOYDS BANK PLC	1.02%	05/05/2026	United Kingdom	Money market	-
COMMONWEALTH BANK AUSTRALIA	1.02%	12/01/2026	Australia	Money market	-
DNB BANK ASA	1.02%	30/04/2026	Norway	Money market	-
SVENSKA HANDELSBANKEN AB	1.02%	22/04/2026	Sweden	Money market	-
NORDEA BANK ABP	1.02%	23/07/2026	Finland	Money market	-

For reverse repurchase, displayed maturity is of 1 day. It corresponds to the time necessary to settle the transaction

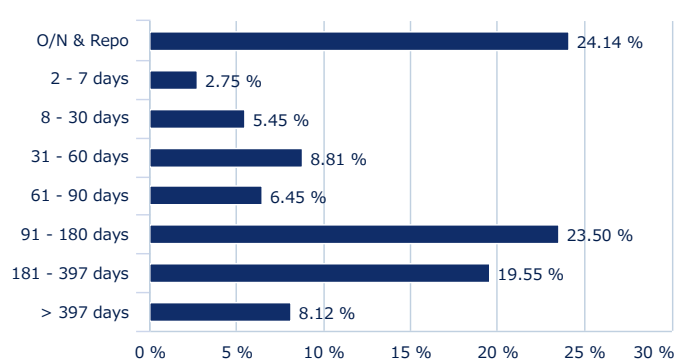
* Counterparty column: information only available for the reverse repurchase

Portfolio breakdown - Long term rating (Source: Amundi)



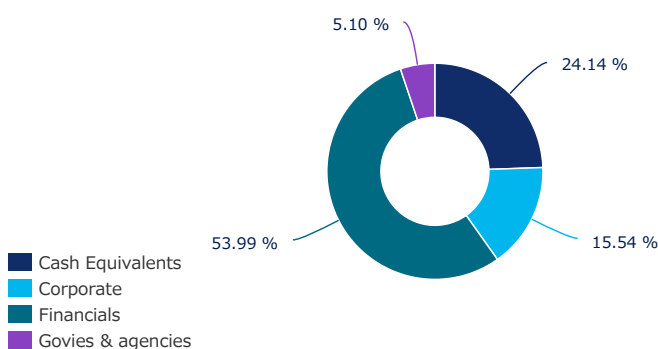
Median Rating calculated of the three agencies: Fitch, Moody's and Standard & Poor's

Portfolio breakdown by maturity (Source: Amundi)



O/N & Repo : assets invested for one business day

Portfolio breakdown - Sector (Source: Amundi)



* REGULATION (EU) 2017/1131 on Money Market Funds

For low-volatility NAV and public debt constant NAV money market funds, at least 10% of their assets mature daily or consist of reverse repurchase agreements which may be terminated by notice of a working day or of cash, the withdrawal of which may be effected by giving one working day's notice; at least 30% of their assets mature weekly or consist of reverse repurchase agreements which can be terminated with five business days notice or cash which can be withdrawn with five business days notice. Assets with a high degree of liquidity, which can be sold and settled within one working day and have a residual maturity of 190 days maximum may also be included in assets with weekly maturities up to a limit of 17.5% ;

For short-term money market funds with variable NAV, at least 7.5% of their assets mature daily or consist of reverse repurchase agreements which can be terminated at one working day or cash advance notice, the withdrawal of which can be effected by giving one working day notice; at least 15% of their assets mature weekly or consist of reverse repurchase agreements which can be terminated with five business days notice or cash which can be withdrawn with five business days notice.

Liquidity Ratio * (Source: Amundi)

Daily Maturing Assets	23.77%
Weekly Maturing Assets	34.05%

STANDARD MONEY MARKET ■

Information (Source: Amundi)

Fund structure	SICAV
Applicable law	under Luxembourg law
Management Company	Amundi Luxembourg SA
Fund manager	Amundi Asset Management
Custodian	CACEIS Bank, Luxembourg Branch
Share-class inception date	24/06/2011
Share-class reference currency	USD
Type of shares	(A) Accumulation (D) Distribution
ISIN code	(A) LU0568621618 (D) LU0568621709
Minimum first subscription / subsequent	1 thousandth(s) of (a) share(s) / 1 thousandth(s) of (a) share(s)
Frequency of NAV calculation	Daily
Dealing times	Orders received each day D day before 2pm CET
Management fees and other administrative or operating costs	0.46%
Minimum recommended investment period	1 Day to 3 Months
Benchmark index performance record	01/03/2021 : 100.00% US FEDERAL FUNDS CAPITALISED 01/09/2010 : 100.00% LIBOR 3 MONTHS USD CAPITALISED 17/06/1996 : 100.00% LIBOR 3 M USD

For further information on costs, charges and other expenses, please refer to the Prospectus and the PRIIPS KID

Your fund presents a risk of capital loss. Its net asset value may fluctuate and the invested capital is not guaranteed. Under no circumstances may the fund draw on external support to guarantee or stabilise its net asset value. Investing in money market funds is unlike investing in bank deposits.

External UCITS credit rating: the management company has requested, on behalf of and at the expense of the UCITS, an external credit rating.

Important information

Amundi Funds is a UCITS organised as an open-ended investment company (société d'investissement à capital variable, "SICAV") under the laws of the Grand Duchy of Luxembourg, and is regulated by the Commission de Surveillance du Secteur Financier ("CSSF"). Number of registration RCS B68.806. AMUNDI FUNDS CASH USD, which is a sub-fund of Amundi Funds, has been authorised for public marketing in Luxembourg by the Commission de Surveillance du Secteur Financier ("CSSF"). The issuer of this document is Amundi, 91-93 Boulevard Pasteur, 75730 Cedex 15 - France, registered in France under number GP 04000036, authorised and regulated by the Autorité des Marchés Financiers. This document is not a Prospectus. The offering of shares in Amundi Funds can only be made using the official Prospectus. The latest prospectus, the key investor information document ("KIID"), the articles of incorporation as well as the annual and semi-annual reports are available free of charge from the paying agent (CACEIS Bank Luxembourg S.A., 5 Allée Scheffer, L-2520 Luxembourg), and on our website www.amundi.com. The latest available prospectus, more specifically on risk factors, as well as the KIID should be consulted before considering any investment. The data source of this document is Amundi except otherwise mentioned. The date of the data in this document is that indicated at the top of the document, unless otherwise stated. Warnings: Please read the Prospectus carefully before you invest. Remember that the capital value and the income from investments may go down as well as up and that changes in rates of exchange between currencies may have a separate effect also causing the value of the investments to decrease or to increase. Past performance is not necessarily a guide to future performance. Investors may not get back the amount they originally invested. Investors should note that the securities and financial instruments contained herein may not be suitable for their investment objectives.